ALLOY G80 CHAIN SLINGS WLL 40
CONDITIONS OF USE 41
RECOMMENDATIONS 41
INSPECTIONS 41
GRADE 80 ALLOY CHAIN 42
CONNECTION LINK 42
OBLONG LINK 43
MULTI OBLONG LINK 43
LARGE SERIES OBLONG LINK 43
GRAB HOOK- EYE TYPE 44
GRAB HOOK- CLEVIS TYPE 44
CLEVIS SHORTENING CLUTCH 44
SELF LOCKING HOOK- EYE TYPE 45
SELF LOCKING HOOK- CLEVIS TYPE 45
SELF LOCKING SWIVEL HOOK 45
SLING HOOK- EYE TYPE 46
SLING HOOK- CLEVIS TYPE 46
SWIVEL SLING HOOK 46
WELD-ON LIFTING LUG 47
DECK OR EYE PLATES 47
CONCRETE PANEL LIFTING EYES 47
CONTAINER HOOK- EYE TYPE 48
CONTAINER LIG- LOW PROFILE 48
WELD-ON EXCAVATION HOOK 48
RUD- RING, EYES & HOOKS 49-50
ABA WELD-ON LIFTING POINT 50
RUD- HOOKS,CLAWS & COUPLINGS 51
VLBG- RING BOLT 52
VRS-F- STARPOINT EYEBOLT 52
VRM- STARPOINT EYENUT 52
RS- HIGH TENSILE EYEBOLT 52
RUD- GRADE 100 ALLOY CHAIN 53
RUD- GRADE 120 ALLOY CHAIN 54
CROMOX STAINLESS STEEL CHAINS 55-56
CROMOX STAINLESS STEEL FITTINGS 57-58

LIFTING CHAIN & FITTINGS

ALLOY GRADE 80
CHAIN SLING WORKING LOAD LIMITS (WLL)

CHAIN SIZE (mm)	WORKING LOAD LIMIT UNDER GENERAL CONDITION OF USE (t)								
	SINGLE LEG SLINGS			SLINGS OF 2, 3 OR 4 LEGS				ENDLESS SLINGS	
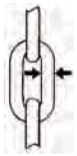									
	Straight or adjustable slings with no deration	Adjustable sling with deration	Reeved sling	Straight sling			Reeved sling	Basket sling	Reeved sling
				60°	90°	120°	60°	60°	60°
6	1.1	0.8	0.8	1.9	1.6	1.1	1.5	1.5	1.7
8	2.0	1.5	1.5	3.5	2.8	2.0	2.6	2.6	3.0
10	3.2	2.4	2.4	5.5	4.5	3.2	4.1	4.1	4.8
13	5.3	4.0	4.0	9.2	7.5	5.3	6.9	6.9	8.0
16	8.0	6.0	6.0	13.8	11.3	8.0	10.4	10.4	12.0
19	11.2	8.4	8.4	19.4	15.8	11.2	14.6	14.6	16.8
20	12.5	9.4	9.4	21.6	17.6	12.5	16.3	16.3	18.8
22	15.0	11.3	11.3	26.0	21.2	15.0	19.5	19.5	22.5
26	21.2	15.9	15.9	36.7	29.9	21.2	27.6	27.6	31.8
32	31.5	23.6	23.6	54.5	44.4	31.5	41.0	41.0	47.3

AS3775 - 2014

Single leg Chain Sling c/w Oblong Links


Single leg Chain Sling c/w Self Locking Hook & Shortener

Four Leg Chain Sling with Sling hooks


Two Leg Chain Sling c/w Self Locking Hooks & Shorteners

Endless Chain Sling

Two Leg Endless Chain Sling

- We can manufacture chain slings to your requirements in any configuration and length.
- All slings are manufactured, tested and certified to Australian Standard requirements.
- WLL tags are fitted to all of our chain slings.

CONDITIONS OF USE

Heat treatment: Grade T chain slings shall not be heat treated subsequent to the completion of thier manufacture, except by the manufacturer of the component.
Galvanizing: Grade T chainslings shall not be hot-dip galvanised or electroplated, except by the manufacturer of the component, as these processes may be detrimental to the sling.
Corrosive environments: Grade T chain slings and fittings should not be used in acid of other corrosive environments, due to the possibility of hydrogen embrittlement and corrosion.
Temperature effects: Temperatures at which the sling is used could affect it's stength. Slings should not be used at temperatures colder than minus 10°C, prior to checking with the manufacturer to ensure it's stability at such a temperature. Under no circumstances should Grade T chain slings be used if it's temperature has exceeded 400°C. Any sling that has been exposed to a temperature exceeding 400°C should be immediatly withdrawn from service and destroyed.
The strength of Grade T chain is adversely affected by excessively elevated temperatures. It may be difficult to determine in practice the actual temperature involved, but underestimation must be avoided. Where subjected to elevated temperatures up to 400°C, the following reductions to the WLL will apply:

Temperature (°C)	Reduction of WLL (%)
> -10 < 200	Nill
> 200 < 300	10
>300 < 400	25

RECOMMENDATIONS

- Ensure the sling has a metal tag showing the WLL for it's varous configuations.
- Packing (such as wooden blocks) may be required where a chain comes into contact with a load, to protect the chain and the load from damage. Sharp corners of metal or other hard materials can bend of damage chain links.
- Where one of more legs of a multi-leg sling are not being used, ensure they are hooked back to the master link or intermediate link during operations.
- Chain slings shall not be subject to shock loading. When loads are accelerated and decelerated suddenly, high dynamic forces occur, which increase stresses in the chain. Such situations arise from snatch of shock loading (eg. from not taking up the slack chain before starting to lift or by the impact of arresting falling loads).
- When landing, avoid the possibility of crushing or trapping the sling by ensuring the load does not land on the sling. Suitable damage should not be used to enable the sling to be readily removed by hand.

INSPECTION

In-service: Prior to each use, chain slings shall be visually inspected. Ensure that slings are free of any significant damage or wear and a WLL tag is fitted. If any defects are detected, the sling shall immediatly be withdrawn from service.

Periodic: It is important for slings to be periodically inspected by a competant person, and the following apply:
- Sling inspections shall be undertaken in an adequately lit location.
- Where necessary, the sling should be cleaned before it is inspected.
- Every individual chain link should be inspected for any signs of wear, nicks, cracks, gouging, twisting, stretching of lack of articulation between the links. Particular attention should be given to links that have been reeved, due to the possibility of bending or twisting of the engaged link.
- Any worn components should be measured to determine the degree of wear, which shall not exceed that allowed. Wear may be tolerated until the thickness of any worn section has been reduced by 10% of the nominal section in any plane. Wear by contact with other objects usually occurs on the outside of the straight portions of the links where it is easily seen and measured. Wear between adjoining links is hidden. The chain should be slack and adjoining links rotated to expose the inner end of each link.
- Upper and lower terminal fittings should be inspected for any signs of wear at their load-bearing points, nicks, cracks, gouging, stretching or distortion.
- Connecting devices shall be inspected for any signs of wear at their load-bearing points, any excessive play of the load pin within the body halves, nicks, cracks, gouging, distortion of any impaired rotation of the body halves around the load pin.

A sling inspected record should be provided for each sling. Regulatory requirements may require results to be entered on a sling inspection record.

GRADE 80 ALLOY CHAIN

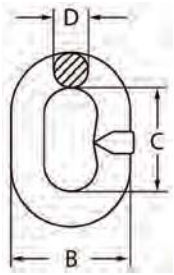

MAX8 Grade 80 (T) chain is designed for chain slings used for industrial applications. It is made from alloy steel, hardened and tempered, with a high resistance to impact and meets the requirements of AS 2321.

- Available in sizes from 6mm to 32mm
- Made from G80 alloy steel with a safety factor of 4:1
- Test Certificates available on request.

SUITABLE FOR LIFTING APPLICATIONS

PRODUCT CODE	SIZE	WLL	DIMENSIONS mm			WEIGHT
FULL DRUM or CUT LENGTH	mm	tonne	B	C	D	kg/mtr
CA06	6	1.1	21	18	6	0.84
CA08	8	2	28	24	8	1.41
CA10	10	3.2	35	30	10	2.21
CA13	13	5.3	46	39	13	3.76
CA16	16	8	57	48	16	5.64
CA20	20	12.5	70	60	20	7.78
CA22	22	15	78	66	22	10.64
CA26	26	21.2	91	78	26	14.8
CA32	32	31.5	115	96	32	21.6

CONNECTING LINK

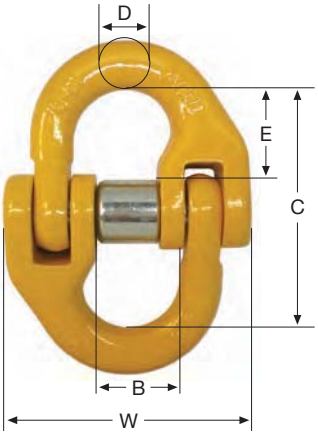

Connecting Link are generally used to connect Oblong Links, Chain, Hooks and other components of Chain Slings.

- Manufactured from G80 alloy steel with a safety factor of 4:1
- Test Certificates are available on request.
- Conforms to AS 3776

PRODUCT CODE	CHAIN SIZE mm	WLL tonne	WEIGHT KG	DIMENSIONS mm B	C	D	E	W
ACL06	6	1.12	0.08	15	42	7	18	43
ACL08	8	2	0.146	18	60.5	8.5	23.5	55
ACL10	10	3.15	0.3	25	68	11.5	27	69
ACL13	13	5.3	0.7	29	87	15	32	83
ACL16	16	8	1.3	34.5	108.4	19.8	41	102
ACL20	20	12.5	2.1	41	121.5	24	52.5	117
ACL22	22	15	3.2	48	141.5	26	62	143
ACL26	26	21.2	4.5	57.5	158	30	64	163
ACL32	32	31.5	9	67	205	37	86	199





OBLONG LINK

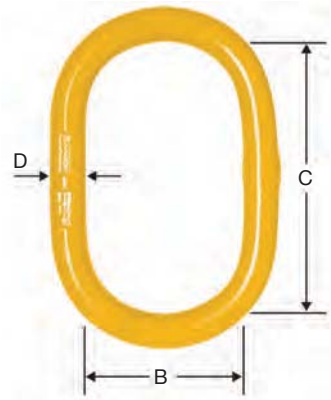

MAX8 Oblong Links are designed to cater for single leg and double leg chain slings or wire rope sling applications.

- Manufactured from G80 alloy steel with a safety factor of 4:1 for chain slings.
- Test Certificates are available on request.
- Conforms to AS 3776

PRODUCT CODE	CHAIN SIZE mm 1 LEG	2 LEG	WLL tonne	WEIGHT kg	DIMENSIONS mm B	C	D
AOL08	8	6	2.5	0.44	70	120	14
AOL10	10	8	4	0.76	80	140	17
AOL13	13	10	7.5	1.48	95	160	22
AOL16	16	13	15	2.25	110	190	25
AOL20	20	16	20	5.32	140	240	34
AOL22	22	20	25	7.04	150	250	38
AOL26	26	22	30	7.86	150	250	40
AOL32	32	26	50	15.2	200	300	50
AOL36	36	32	63	20.54	200	350	55

MULTI OBLONG LINK

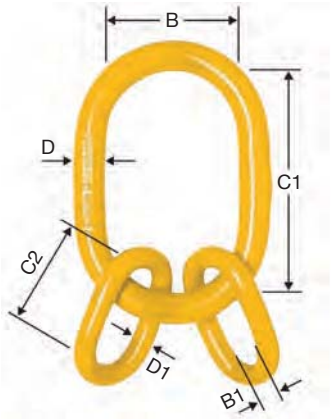

MAX8 Multi Oblong Links are designed as a large ring with two intermediate links catering to two, three and four leg chain slings or wire rope slings applications.

- Manufactured from G80 alloy steel with a safety factor of 4:1 for chain slings, 5:1 for wire rope slings
- Test Certificates are available on request.
- Conforms to AS 3776

PRODUCT CODE	CHAIN SIZE mm	WLL 4:1	5:1	WEIGHT KG	DIMENSIONS mm B	B1	C1	C2	D	D1
AMOL08	8	5	4	1.9	90	60	160	100	20	14
AMOL10	10	8	6.4	3.3	120	70	220	150	24	17
AMOL13	13	17	13.6	6.7	140	90	270	160	28	25
AMOL16	16	20	16	9.3	140	100	270	180	32	27
AMOL20	20	26	20.8	19.1	160	140	300	270	40	32
AMOL22	22	33	26.4	26.6	160	155	340	285	45	36

LARGE SERIES OBLONG LINK

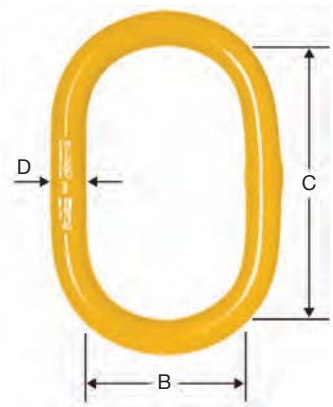

Wider and longer, the PWB Large Series Oblong Link is designed for use in both single and 2-leg sling applications.

PRODUCT CODE	CHAIN SIZE mm 1 LEG	2 LEG	WLL tonne	WEIGHT kg	DIMENSIONS mm B	C	D
40617	6 / 7	-	1.9	0.4	70	130	13
40618	8 / 10	7.1 / 8	3.5	0.7	70	135	16
40619	13	10	5.5	1.7	100	200	22
40620	16	13	9.2	3.8	120	240	30
40621	20	16	13.8	5.4	140	280	33
40622	22	20	21.6	8.5	150	300	39
40623	26	22	26	10.5	165	330	42
40624	32	26	36.7	15	180	360	48
41767	32	32	54.5	30	220	410	60



GRAB HOOK - EYE TYPE

MAX8 Eye Type Grab Hooks provide the flexibility to shorten a chain sling or be used for back-hooking. MAX8 Eye Type Grab Hooks are designed for easy attachment to Chain Connectors and feature support lugs which provide no reduction of the working load limits.

- Manufactured from G80 alloy steel with a safety factor of 4:1
- Test Certificates are available on request.
- Conforms to AS 3776

PRODUCT CODE	CHAIN SIZE mm	WLL tonne	WEIGHT KG	DIMENSIONS mm A	B	C	D	W
AGHE06	6	1.12	0.25	76.5	8	8	13	45
AGHE08	8	2	0.4	106	11	9.5	16	63
AGHE10	10	3.15	0.6	126	13	12	20	79
AGHE13	13	5.3	1.2	156	16	15	25	100
AGHE16	16	8	2.7	193	20	19	28.5	122
AGHE20	20	12.5	4.3	226	25	20	36	150.5
AGHE22	22	15	6.4	269	26	27	42	169
AGHE26	26	21.2	9.8	298	30	32	45	175
AGHE32	32	31.5	19.4	361	38	38	57	189



GRAB HOOK - CLEVIS TYPE

MAX8 Clevis Grab Hooks provide the flexibility to shorten a chain sling or can be used for back-hooking. MAX8 Clevis Grab Hooks are designed for easy attacchment directly to the chain and feature supporting lugs which provide no reductions of the working load limit.

- Manufactured from G80 alloy steel with a safety factor of4:1
- Test Certificates are available on request.
- Conforms to AS 3776

PRODUCT CODE	CHAIN SIZE mm	WLL tonne	WEIGHT KG	DIMENSIONS mm A	B	C	D	W
AGHC06	6	1.12	0.28	78	8	32	7.5	41
AGHC08	8	2	0.3	108	11	36	9	57
AGHC10	10	3.15	0.95	127	13	46	12	70
AGHC13	13	5.3	1.97	163	16	59	15	89
AGHC16	16	8	3.45	204	20	70	17.5	109
AGHC20	20	12.5	5.3	243	23	80	23	130
AGHC22	22	15	7.8	280	26	98	25.5	151
AGHC26	26	21.2	14.5	309	30	110	30	175

CLEVIS SHORTENING CLUTCH

MAX8 Clevis Shortening Clutches provide the flexibility to shorten a chain sling. Designed for easy attachmnet directly to the chain, they provide no reduction of the working load limit.

PRODUCT CODE	SIZE	WLL tonne	WEIGHT KG/unit	DIMENSIONS mm A	B	C	E	L
ASC06	6	1.12	0.17	7.5	7.5	33	26	73.5
ASC08	7 - 8	2	0.41	9.5	9.5	45	36	101
ASC10	10	3.15	0.97	13	13	55	48	138
ASC13	13	5.3	2.01	18	18	75	59	177
ASC16	16	8	3.32	21	21	93	73	220
ASC20	20	12.5	6.2	22	22	99	78	238
ASC22	22	15	8.5	25.5	25.5	118	98	295

SELF LOCKING HOOK - EYE TYPE

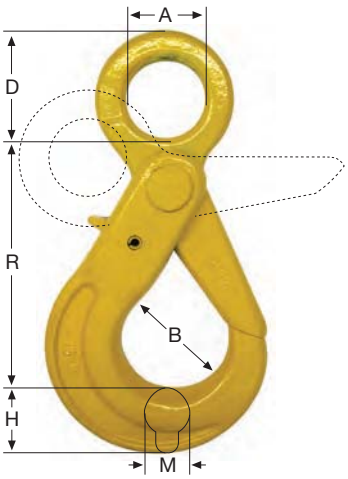

MAX8 Self Locking Eye Hook is a versatile design allowing easy connection to Connecting links, Shackles and Wire Rope Slings. The hook will not open until the trigger on the back is pressed, but allows the hook to remain open until the load is engaged.

- Manufactured from G80 alloy steel with a safety factor of 4:1
- Test Certificates are available on request.(Conforms to AS 3776)
- Spare trigger kits are available

PRODUCT CODE	CHAIN SIZE mm	WLL tonne	WEIGHT KG	DIMENSIONS mm A	B	D	R	H	W
ASLHE06	6	1.1	0.5	22	34	10.5	110.5	20	15
ASLHE08	8	2	0.8	25	46	12	136	24	20
ASLHE10	10	3.15	1.5	32	58	13	169	28	26
ASLHE13	13	5.3	2.8	40	69	16.5	208	40.5	32.5
ASLHE16	16	8	5.4	50	86	20	254.5	50.5	41
ASLHE20	20	12.5	10	61	92	26.5	290	62	50
ASLHE22	22	15	13.4	72	98	30	320	65	52
ASLHE26	26	21.2	18.5	80	110	34.3	362	75	60
ASLHE32	32	31.5	44.5	105	166	45	472	97	79.5

SELF LOCKING HOOK - CLEVIS TYPE

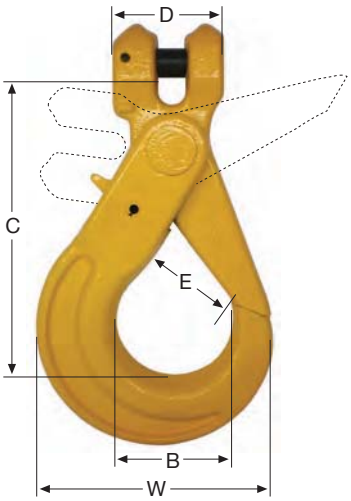

MAX8 Self Locking Clevis Hook will not open untill the trigger on the back is pressed, but allows the hook to remain open until the load is engaged. The clevis feature allows quick and easy connection to the chain sling.

- Manufactured from G80 alloy steel with a safety factor of 4:1
- Test Certificates are available on request.(Conforms to AS 3776)
- Spare trigger kits are available

PRODUCT CODE	CHAIN SIZE mm	WLL tonne	WEIGHT KG	DIMENSIONS mm B	C	D	E	W
ASLHC06	6	1.1	0.4	34	96	32	28	69
ASLHC08	8	2	0.7	46	118.5	36	36	88
ASLHC10	10	3.15	1.5	58	144	46	45	107
ASLHC13	13	5.3	2.7	69	181.5	59	50	138
ASLHC16	16	8	5.6	86	216	70	60	182
ASLHC20	20	12.5	10.5	92	238	81	72	204
ASLHC22	22	15	13.8	98	276	98	78	205
ASLHC26	26	21.2	18.2	110	311	118	106	240

SELF LOCKING SWIVEL HOOK

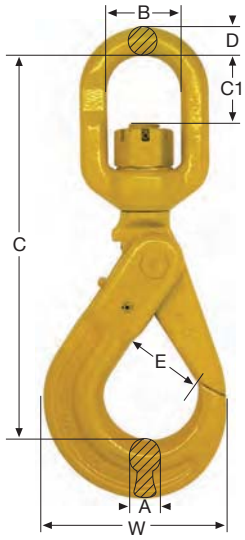

MAX8 Self Locking Swivel Hooks have a ball bearing swivel to allow the hook to swivel under load reducing the twist of the sling. Designed with enlarged eye for passing larger shackles without disassembling the hook.

- Marked with chain size, product ID, grade, with manufacturer branding
- Manufactured from G80 alloy steel with a safety factor of 4:1
- Test Certificates available upon request (Conforms to AS 3776)
- Spare trigger kits and swivel bow head are available

PRODUCT CODE	CHAIN SIZE mm	WLL tonne	WEIGHT KG	DIMENSIONS mm A	B	C	C1	D	E	W
ASWSL06	6	1.1	0.71	15	32.5	164.5	35	11.5	28	69.7
ASWSL08	8	2	1.12	20	36	204	42	13	36.5	88
ASWSL10	10	3.15	2	26	42	240.5	50	15.5	45	107.7
ASWSL13	13	5.3	4	32.5	50	284.5	60	17	53.6	137
ASWSL16	16	8	7.3	38	61	350.5	65	21.5	61	165.5

SLING HOOK - EYE TYPE

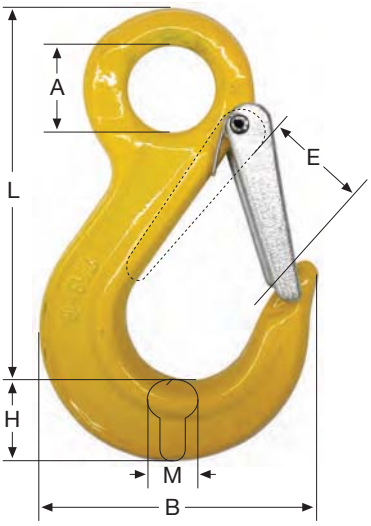

MAX8 Eye Type Sling Hooks are a general purpose unit suitable for most sling applications. The eye allows easy chain attachment using connecting links, with the cast springloaded latch providing added safety.

- Manufactured from G80 alloy steel with a safety factor of 4:1
- Test Certificates available upon request (Conforms to AS 3776)

PRODUCT CODE	CHAIN SIZE mm	WLL tonne	WEIGHT KG	DIMENSIONS mm A	B	E	H	M	L
ASHE06	6	1.1	0.3	20	74	22	20.5	18	122
ASHE08	8	2	0.5	25.5	83	26	23.5	18	138.5
ASHE10	10	3.2	0.8	32.5	107	34	30	20	176.5
ASHE13	13	5.3	1.9	39.5	134.3	41	37.5	29.5	218
ASHE16	16	8	3.4	50	157.5	44	42.5	34	260
ASHE20	20	12.8	5.3	60	189	52	53	44	310
ASHE22	22	15	8.9	68	239	60	74	50	375.5
ASHE26	26	21.2	13.4	75	245	71	83	63	412
ASHE32	32	31.5	19	88	250	102	95	76	446

SLING HOOK - CLEVIS TYPE

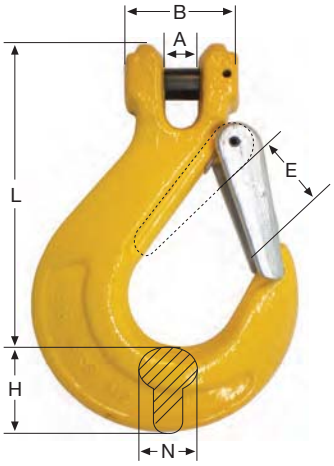

MAX8 Clevis SlingHooks are a general purpose unit suitable for most sling applications. The eye allows easy chain attachment using connecting links, with the cast springloaded latch providing added safety.

- Manufactured from G80 alloy steel with a safety factor of 4:1
- Test Certificates available upon request (Conforms to AS 3776)

PRODUCT CODE	CHAIN SIZE mm	WLL tonne	WEIGHT KG	DIMENSIONS mm A	B	E	N	H	L
ASHC06	6	1.12	0.3	7.5	32	22	18	20.5	121
ASHC08	8	2	0.5	9	36	25.5	18	23.5	137
ASHC10	10	3.15	0.95	12	46	34	20	30	175.5
ASHC13	13	5.3	1.9	15	59	41.5	29.5	37.5	210.5
ASHC16	16	8	3.45	17.5	70	46	34	42.5	248.5
ASHC20	20	12.5	6.5	23	80	52	45	54	309
ASHC22	22	15	9.65	25.5	98	60	48	76	375.5

SWIVEL SLING HOOK

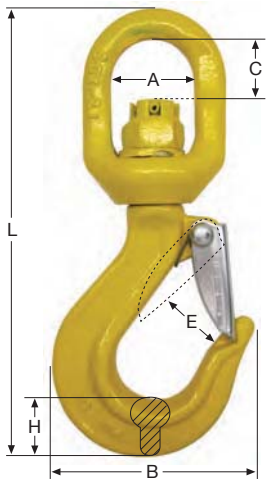

MAX8 Swivel Sling Hooks are designed with a plain bush bearing swivel allowing the hook to swivel under load and comes complete with heavy duty safety latch.

- Marked with chain size, product ID, grade, with manufacturer branding
- Manufactured from G80 alloy steel with a safety factor of 4:1
- Test Certificates available upon request (Conforms to AS 3776)
- Spare latch kits are available

PRODUCT CODE	CHAIN SIZE mm	WLL tonne	WEIGHT KG	DIMENSIONS mm A	B	C	E	H	L
ASWSH08	8	2	0.85	36	88.5	26	27	23.5	190
ASWSH10	10	3.15	1.54	42	104.5	34	32	29.5	233
ASWSH13	13	5.3	3.04	49	135	41	40	38	291.5
ASWSH16	16	8	5.36	61	161	53	45	45.4	352

WELD ON LIFTING LUG

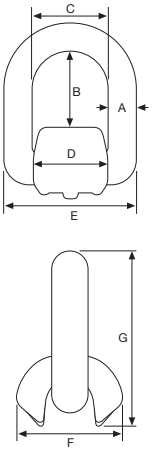

MAX8 Weld on Lifting Lugs can be welded onto any carbon steel surface as a lifting point, as a fixed anchor point for spreader bean attachment, or as an anchor point for load restraint applications.

- Manufactured from G80 alloy steel with a safety factor of 4:1
- Test Certificates available upon request
- Conforms to AS 3776

PRODUCT CODE	WLL tonnes	DIMENSIONS mm A	B	C	D	E	F	G
AWOL01	1	14	40	40	35	67	40	83
AWOL02	2	15	40	48	40	71	41	86
AWOL03	3	17	46	50	42	79	46	102
AWOL05	5	21	56	55	50	97	60	123

DECK or EYE PLATES

HW13 Reectangular Base
(Admiralty Pattern)

- Weld-on Lifting Lug, ideal for lifting or lashing
- Material: BS970 - 150M19

(Normalised)

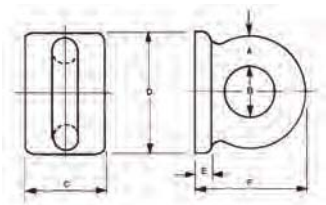

Part No.	HWa13/1	HWa13/2	HWa13/3	HWa13/4	HWa13/5	HWa13/6	HWa13/7	HWa13/8	HWa13/9	HWa13/10	HWa13/12
Dia. of eye material A (mm)	10	12.5	16	19	22	25	28	32	35	38	50
Dia. of eye B (mm)	20	25	32	38	44	50	57	64	69	76	100
Base plate C (mm)	25	35	45	50	60	70	75	85	95	100	140
Base plate D (mm)	45	60	70	85	100	115	130	145	158	170	130
Base plate E (mm)	6	8	10	12	12.5	16	17	19	21	22	30
Total Height F (mm)	38	50	64	76	89	100	114	128	140	152	203
Proof Load (Tonnes)	2	3.5	5.5	7.5	9.7	13	16	20	24	29	50
Weight each (kgs)	0.14	0.31	0.45	0.79	1.36	1.82	2.95	3.86	5.11	6.58	14.98
WLL @ 5:1 (Tonnes)	1	1.75	2.75	3.75	4.85	6.5	8	10	12	14.5	25

CONCRETE PANEL LIFTING EYES

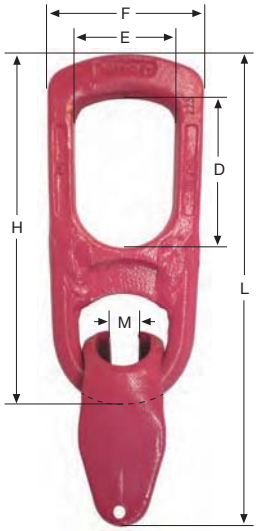

MAX8 liifting Eyes are a versatile unit for lifting pre-cast contrete products sush as construction panals, pipes and columns.

- Manufactured from G80 alloy steel with a safety factor of 4:1
- Test Certificates are available with each unit
- Conforms to AS 3850

PRODUCT CODE	WLL tonne	WEIGHT KG/unit	DIMENSIONS mm D	E	F	H	M	L
CSL013	1.3	0.89	70.5	45	73	157	11.5	181
CSL025	2.5	1.3	85	57	88	190	16	220
CSL050	5	3.24	88	69	110	233	22	271
CSL100	10	10	116	83	161	336.5	30	386
CSL200	20	20.37	133.5	107.5	182	437	42	497
CSL320	32	46	189	162	272	570	54	755

CONTAINER HOOK - EYE TYPE

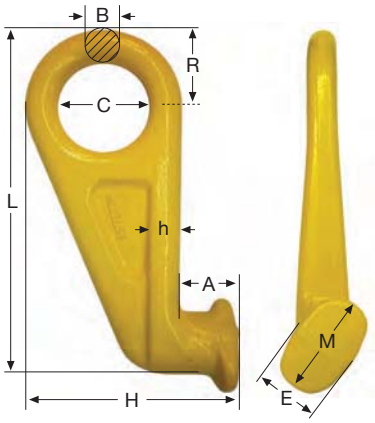

MAX8 Eye Type Container Hook are suitable for lifting containers by connecting to twist lock pockets, The large diameter eye allows most sized hooks to fit. They are available in left and right hand cofigurations.

- Manufactured from G80 alloy steel with a safety factor of 4:1
- Test Certificates available upon request
- Conforms to AS 3776

PRODUCT CODE	CHAIN SIZE G80 (mm)	WLL tonne	WEIGHT KG	DIMENSIONS mm A	B	C	E	R	M	L	H	h
CH-R	20	12.5	4	46	25	70	48	60	75	265	166	25
CH-L	20	12.5	4	46	25	70	48	60	75	265	166	25

CONTAINER LIG - LOW PROFILE

22T WLL/PAIR

- Suits 16mm - 22mm Chain Connectors
- Low profile, lightweight design
- Tested & certified

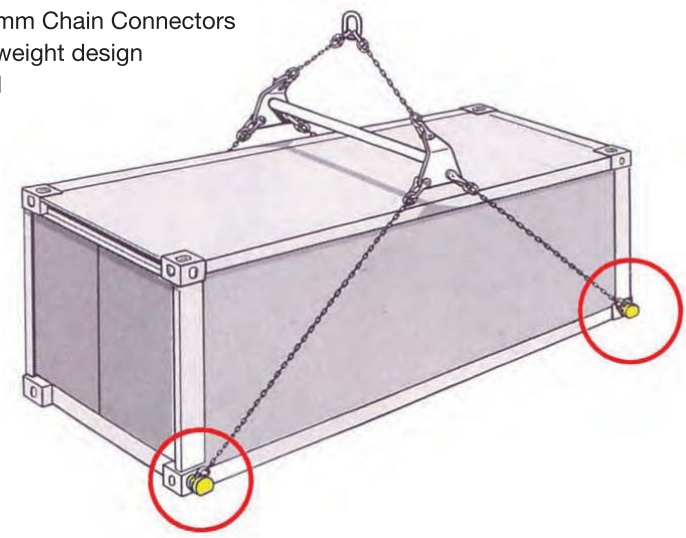

WELD ON EXCAVATOR HOOK

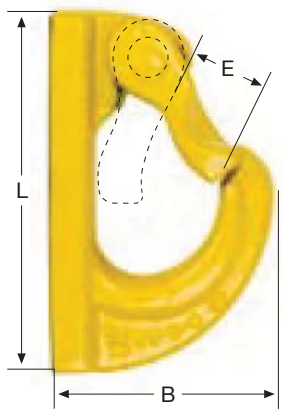

MAX8 Weld on Excavator Hook are a versatile hook for lifting and spreader beam and as a fixed anchor point in general lifting applications.

- Manufactured from G80 alloy steel with a safety factor of 4:1
- Test Certificate available on request (Conforms to AS3776)
- Welding instructions supplied with each unit

PRODUCT CODE	CHAIN SIZE mm	WLL tonne	WEIGHT KG/unit	DIMENSIONS mm B	E	L
AWO01	6	1.1	0.35	53	18	87
AWO02	8	2.0	0.55	63.5	26	112
AWO03	10	3.2	0.87	75	30	127.5
AWO05	13	5.3	1.75	92.5	35	160
AWO08	16	8.0	3.0	106	40	180

RUD®

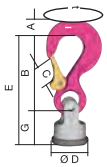

WPP-S Weld-on universal connection (swivelling).

Type	WLL (kgs)	A (mm)	B (mm)	C (mm)	D (mm)	E (mm)	G (mm)	Weight (kgs)
WPP-S-0.6^{3}t	6^{3}0	^{13}	75	^{18}	40	^{115}	40	0.4
WPP-S-^{1}.5t	^{1}500	^{20}	97	^{25}	46	^{147}	50	^{1}.0
WPP-S-^{2}.5t	^{2}500	^{28}	^{126}	^{30}	6^{1}	^{187}	6^{1}	^{1}.5
WPP-S-4t	4000	^{36}	^{150}	^{35}	80	^{227}	77	^{3}.^{3}
WPP-S-5t	5000	^{37}	^{174}	40	95	^{267}	9^{3}	7.^{1}
WPP-S-8t	8000	49	^{208}	48	^{100}	^{310}	^{10}^{2}	8.^{2}

RBG/VRBG Eye plate, bolt on.

Type	WLL (kgs)	D (mm)	L (mm)	Bolt Size	Weight (kgs)
RBG-^{3}	^{32}00	48	^{1}78	M^{1}6x50	0.90
VRBG-^{1}6	^{1}6000	90	^{2}70	M^{3}0x90	7.8
VRBG-^{3}0	^{3}0000	^{13}0	400	M^{3}0x^{1}00	67
VRBG-50	50000	^{23}0	650	M^{3}6x^{12}0	^{21}0

VLBS Weld on load rings.
With or without (W/S) captive position holding spring.

Type	WLL (kgs)	C (mm)	E (mm)	F (mm)	Weight (kgs)
VLBS-^{1}.5	^{1}500	^{38}	40	^{13}.5	0.^{3}5
VLBS-^{2}.5	^{2}500	45	48	^{13}.5	0.5
VLBS-4	4000	5^{1}	5^{2}	^{16}.5	0.80
VLBS-6.7	6700	67	7^{3}	^{22}.5	^{1}.90
VLBS-^{1}0	^{1}0000	67	7^{1}	^{26}.5	^{2}.90

Type	WLL (kgs)	C (mm)	E (mm)	F (mm)	Weight (kgs)
VLBS-W/S-^{1}.5	^{1}500	^{38}	40	^{13}.5	0.^{3}5
VLBS-W/S-^{2}.5	^{2}500	45	48	^{13}.5	0.5
VLBS-W/S-4	4000	5^{1}	5^{2}	^{16}.5	0.80
VLBS-W/S-6.7	6700	67	7^{3}	^{22}.5	^{1}.90
VLBS-W/S-^{1}0	^{1}0000	67	7^{1}	^{26}.5	^{2}.90
VLBS-W/S-^{1}6	^{1}6000	^{1}00	^{1}05	^{26}.0	6.80

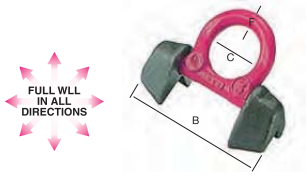

VRBK Eye plate for corners.
Ready for welding.

Type	WLL (kgs)	B (mm)	C (mm)	F (mm)	Weight (kgs)
VRBK-4	4000	^{13}5	48	^{16}	0.90
VRBK-6.7	6700	^{17}4	60	^{20}	^{1}.^{3}0
VRBK-^{1}0	^{1}0000	^{20}8	65	^{22}	4.^{3}0

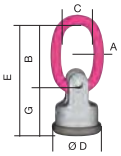

WPP-B Weld-on eye connection (swivelling).

Type	WLL (kgs)	A (mm)	B (mm)	C (mm)	D (mm)	E (mm)	G (mm)	Weight (kgs)
WPP-B-0.6^{3}t	6^{3}0	9	65	^{35}	40	^{105}	40	0.^{3}5
WPP-B-^{1}.5t	^{1}500	^{11}	65	^{35}	46	^{115}	50	0.6
WPP-B-^{2}.5t	^{2}500	^{13}	74	40	6^{1}	^{135}	6^{1}	^{1}.0
WPP-B-4t	4000	^{16}	95	45	80	^{172}	77	^{2}.^{3}
WPP-B-5t	5000	^{21}	^{130}	60	95	^{223}	9^{3}	4.7
WPP-B-8t	8000	^{24}	^{140}	65	^{100}	^{242}	^{10}^{2}	5.^{3}

PowerPoint Star

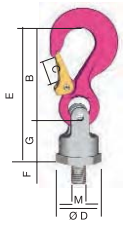

PP-S Bolt-on universal connection (swivelling) metric thread.

Type	WLL (kgs)	B (mm)	C (mm)	D (mm)	F (mm)	G (mm)	M (mm)	Weight (kgs)
PP-S-0.6^{3}t-M^{12}	6^{3}0	75	^{18}	40	^{18}	4^{1}	^{12}	0.4
PP-S-^{1}.5t-M^{1}6	^{1}500	97	^{25}	46	5	50	^{16}	^{1}.0
PP-S-^{2}.5t-M^{2}0	^{2}500	^{126}	^{30}	6^{1}	^{30}	6^{1}	^{20}	^{1}.7
PP-S-4t-M^{2}4	4000	^{150}	^{35}	78	^{36}	77	^{24}	^{3}.5
PP-S-5t-M^{3}0	5000	^{174}	40	95	45	9^{3}	^{30}	7.^{2}
PP-S-8t-M^{3}6	8000	^{208}	48	^{100}	54	^{10}^{2}	^{36}	9.^{2}



VABH-B Excavator Hook bolt on.
Extremely robust forged safety latch.

Type	WLL (kgs)	B (mm)	C (mm)	F (mm)	G (mm)	H (mm)	Weight (kgs)
VABH-B-^{1}.5t	^{1}500	78	^{117}	70	48	60	0.78
VABH-B-^{2}.5t	^{2}500	^{10}^{1}	^{148}	85	60	75	^{1}.7^{3}
VABH-B-4t	4000	^{122}	^{17}^{1}	^{104}	70	90	^{3}.0
VABH-B-6.7t	6700	^{156}	^{208}	^{120}	85	^{110}	5.6



LBS (S/S) Stainless steel load ring. Ready for welding.

Type	WLL (kgs)	C (mm)	E (mm)	F (mm)	Weight (kgs)
LBS(S/S)-^{1}	500	^{36}	^{39}	^{13}.5	0.^{3}0
LBS(S/S)-^{3}	^{1}000	50	50	^{16}.5	0.60
LBS(S/S)-5	^{2}000	65	7^{2}	^{22}.5	^{1}.60

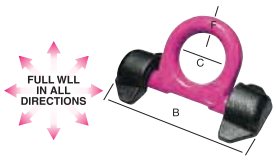

VRBS Weld on eye plate.
Ready for welding.

Type	WLL (kgs)	B (mm)	C (mm)	F (mm)	Weight (kgs)
VRBS-4.0	4000	^{13}5	48	^{16}	0.8
VRBS-6.7	6700	^{17}0	60	^{20}	^{1}.80
VRBS-^{1}0	^{1}0000	^{19}5	65	^{22}	^{2}.80
VRBS-^{1}6	^{1}6000	^{26}6	90	^{30}	6.60
VRBS-^{31}.5	^{31}500	^{37}5	^{13}0	4^{2}	^{19}.0
VRBS-50	50000	6^{2}0	^{23}0	70	85.0

PowerPoint Star

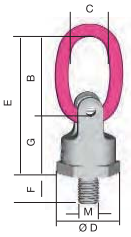

PP-B Bolt-on eye connection (swivelling) metric thread.

Type	WLL (kgs)	B (mm)	C (mm)	D (mm)	F (mm)	G (mm)	M (mm)	Weight (kgs)
PP-B-0.6^{3}t-M^{12}	6^{3}0	65	^{35}	40	^{18}	4^{1}	^{12}	0.^{3}5
PP-B-^{1}.5t-M^{1}6	^{1}500	65	^{35}	46	^{24}	50	^{16}	0.6
PP-B-^{2}.5t-M^{2}0	^{2}500	75	40	6^{1}	^{30}	6^{1}	^{20}	^{1}.^{1}
PP-B-4t-M^{2}4	4000	95	45	78	^{36}	78	^{24}	^{2}.4
PP-B-5t-M^{3}0	5000	^{130}	60	95	45	9^{3}	^{30}	5.^{2}
PP-B-8t-M^{3}6	8000	^{140}	65	^{100}	54	^{10}^{2}	^{36}	6.^{3}

Manufactured Lifting Equipment

RUD®

WPPH-B Weld-on eye connection (non-swivelling)

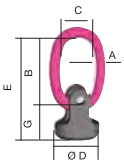

Type	WLL (kgs)	A (mm)	B (mm)	C (mm)	D (mm)	E (mm)	G (mm)	Weight (kgs)
WPPH-B-0.6^{3}t	6^{3}0	9	65	^{3}5	^{3}4	99	^{3}4	0.^{3}
WPPH-B-^{1}.5t	^{1}500	^{11}	65	^{3}5	40	^{1}09	44	0.5
WPPH-B-^{2}.5t	^{2}500	^{13}	74	40	5^{3}	^{12}7	5^{3}	0.9
WPPH-B-4t	4000	^{1}6	95	45	68	^{16}3	67	^{2}.^{2}
WPPH-B-5t	5000	^{21}	^{13}0	60	8^{3}	^{20}9	79	4.5
WPPH-B-8t	8000	^{2}4	^{1}40	65	88	^{22}8	88	5.^{1}

WPPH-S Weld-on universal connection (non-swivelling)

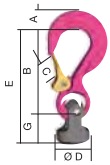

Type	WLL (kgs)	A (mm)	B (mm)	C (mm)	D (mm)	E (mm)	G (mm)	Weight (kgs)
WPPH-S-0.6^{3}t	6^{3}0	^{13}	75	^{1}8	^{3}4	^{1}09	^{3}4	0.^{3}5
WPPH-S-^{1}.5t	^{1}500	^{2}0	97	^{2}5	^{14}1	44	44	0.95
WPPH-S-^{2}.5t	^{2}500	^{2}8	^{12}6	^{3}0	5^{3}	^{1}79	5^{3}	^{1}.4
WPPH-S-4t	4000	^{3}6	^{1}50	^{3}5	68	^{21}7	67	^{3}.^{2}
WPPH-S-5t	5000	^{3}7	^{1}74	40	8^{3}	^{25}3	79	6.9
WPPH-S-8t	8000	49	^{2}08	48	88	^{2}96	88	8.0

VABH-W Weld-on excavator hook



Type	WLL (kgs)	B (mm)	C (mm)	F (mm)	Weight (kgs)
VABH-W ^{1}.5t	^{1}500	78	^{11}7	70	0.8
VABH-W ^{2}.5t	^{2}500	^{10}1	^{1}48	85	^{1}.8
VABH-W 4t	4000	^{122}	^{17}1	^{1}04	^{3}.^{1}
VABH-W 6.7t	6700	^{1}56	^{2}08	^{12}0	5.9

VCGH-S High capacity weld-on excavator hook



Type	WLL (kgs)	B (mm)	C (mm)	F (mm)	Weight (kgs)
VCGH-S ^{1}6	^{1}0000	^{14}1	^{22}0	^{1}00	5.0
VCGH-S ^{2}0	^{1}6000	^{1}87	^{2}88	^{12}0	8.4
VCGH-S ^{22}	^{2}0000	^{1}95	^{29}2	^{12}0	^{1}4.5

VWBG-V Bolt on swivel ring bolt 360° swivelling, 180° pivoting

Type	WLL (kgs)	A (mm)	C (mm)	F* (mm)	Weight (kgs)
VWBG-V-0.^{3} M8	^{3}00	8	^{2}9	^{13}	0.^{1}8
VWBG-V-0.45 M^{1}0	450	8	^{2}9	^{1}7	0.^{2}9
VWBG-V-0.6 M^{12}	600	^{1}0	^{3}5	^{21}	0.4^{1}
VWBG-V-^{1}.^{3} M^{1}6	^{13}00	^{13}	^{3}8	^{2}5	0.59
VWBG-V-^{2}.0 M^{2}0	^{2}000	^{13}	^{3}5	^{33}	^{1}.4^{2}
VWBG-V-^{3}.5 M^{2}4	^{3}500	^{1}8	40	40	^{2}.6^{3}
VWBG-V-5.0 M^{3}0	5000	^{22}	50	50	5.09

VWBG Bolt on swivel ring bolt 360° swivelling, 180° pivoting, with ball bearing

Type	WLL (kgs)	A (mm)	C (mm)	F (mm)	Weight (kgs)
VWBG-8 M^{3}6	8000	^{22}	50	54	4.67
VWBG-^{12} M4^{2}	^{12}000	^{2}6	65	6^{3}	6.^{1}
VWBG-^{13} M48	^{13}000	^{2}6	65	68	6.^{3}7
VWBG-^{1}6 M56	^{1}6000	^{32}	70	84	^{11}.^{2}
VWBG-^{1}6 M64	^{1}6000	^{32}	70	96	^{11}.4
VWBG-40 M90	40000	40	80	^{13}5	^{33}.^{1}6

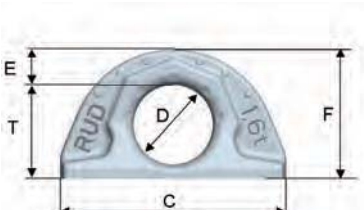

- Manufactured in Germany using high tensile CrNiMo - steel
- ^{1}00% Electro-magnetic crack detection tested
- Complies with DIN 569^{1} and EN ^{1}677
- 4 :^{1} Safety factor on Working Load Limit
- Temperature Range -40°C to ^{1}00°C no reduction in WLL
- Full working load in all directions
- Patented wear markings on the inside and on the outside

Type	WLL (kgs)	A (mm)	B (mm)	C (mm)	D (mm)	E (mm)	F (mm)	T (mm)	Weight (kgs)
ABA ^{1}.6	^{1}600	^{3}0	^{1}6	^{1}00	^{3}5	^{1}6	57	4^{1}.5	.44
ABA ^{3}.^{2}	^{32}00	4^{1}	^{23}	^{13}7	50	^{21}	80	59	^{1}.^{1}
ABA 5	5000	5^{1}	^{2}7	^{17}2	60	^{2}7.5	99	7^{1}.5	^{2}.^{3}
ABA ^{1}0	^{1}0000	70	^{3}8	^{22}8	80	^{3}5	^{13}0	95	5.^{3}
ABA ^{2}0	^{2}0000	90	5^{2}	^{27}2	^{11}5	40	^{1}75	^{13}5	^{1}0.7
ABA ^{31}.5	^{31}500	^{1}08	64	^{32}0	^{13}0	50	^{2}04	^{1}54	^{1}8.^{3}

Manufactured Lifting Equipment

RUD®

VCGH VIP-Cobra Hook with safety latch

Type	WLL (kgs)	F (mm)	G (mm)	T (mm)	Weight (kgs)
VCGH-6	1500	25	72	76	0.4
VCGH-8	2500	30	95	97	0.9
VCGH-10	4000	35	118	108	1.5
VCGH-13	6700	40	135	126	2.7
VCGH-16	10000	48	161	152	4.3
VCGH-20	16000	63	218	195	10.0
VCGH-22	20000	63	223	198	11.5
VCGH-28	31500	90	295	275	26.4

VAGH Clevis self locking design in VIP quality

Type	WLL (kgs)	Chain (mm)	E (mm)	F (mm)	T (mm)	Weight (kgs)
VAGH (S)-8	2500	8	91	43	117	0.9
VAGH (S)-10	4000	10	109	47	140	1.9
VAGH (S)-13	6700	13	138	64	169	3.4

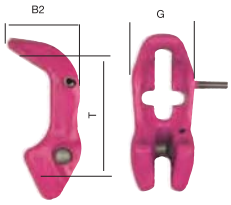

VMVK Shortening claw in VIP quality

Type	WLL (kgs)	Chain (mm)	B2 (mm)	T (mm)	G (mm)	Weight (kgs)
VMVK-6	1500	6	45	66	44	0.65
VMVK-8	2500	8	56	88	55	1.0
VMVK-10	4000	10	75	110	72	1.5
VMVK-13	6700	13	92	143	96	3.6
VMVK-16	10000	16	128	176	116	6.2
VMVK-20	16000	20	137	209	123	11.5
VV-28	31500	28	130	170	–	16.9

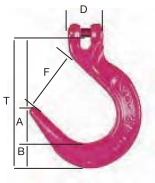

VWH Clevis foundry hook in VIP quality

Type	WLL (kgs)	Chain (mm)	A (mm)	B (mm)	D (mm)	F (mm)	T (mm)	Weight (kgs)
VWH-6	1500	6	30	22	30	50	87	0.5
VWH-8	2500	8	40	29	40	64	115	0.9
VWH-10	4000	10	46	37	50	76	130	1.7
VWH-13	6700	13	51	45	64	90	168	3.0
VWH-16	10000	16	64	56	75	100	190	5.7
VWH-20*	16000	20	96	80	102	136	277	15.1
VWH-22*	20000	22	96	80	102	136	277	15.1

* Weight optimised in Skeletto-Technology and patented wear marks.

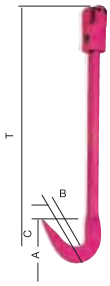

VBMHWA VIP swivelling Bale Hook

Type	WLL (kgs)	A (mm)	B (mm)	C (mm)	T (mm)	Weight (kgs)
VBMHWA-8	2500	35	18	61	381	2.5
VBMHWA-10	4000	35	18	61	381	2.5

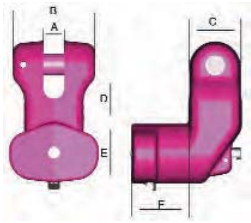

VCH VIP Container Hook Strong and compact with a maximum inclination angle of 45°

Type	WLL (kgs)	A (mm)	B (mm)	C (mm)	D (mm)	E (mm)	F (mm)	Weight (kgs)
VCH-SL	10000	18	71	42	40	50	47	2.4



VVH VIP Clevis Grab Hook

Type	WLL (kgs)	Chain (mm)	D (mm)	F (mm)	T (mm)	Weight (kgs)
VVH-6	1500	6	43	23	50	0.25
VVH-8	2500	8	54	33	64	0.35
VVH-10	4000	10	68	42	80	0.80
VVH-13	6700	13	87	47	103	2.2
VVH-16	10000	16	108	57	125	3.5
VVH-20	16000	20	138	76	162	8.4
VVH-22	20000	22	151	83	179	11.0

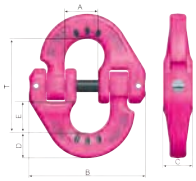

VVS VIP Chain Coupling

Type	WLL (kgs)	Chain (mm)	B (mm)	D (mm)	T (mm)	Weight (kgs)
VVS-6	1500	6	50	14	40	0.1
VVS-8	2500	8	64	19	53	0.2
VVS-10	4000	10	80	23	70	0.4
VVS-13	6700	13	96	27	81	0.7
VVS-16	10000	16	125	34	104	1.5
VVS-20	16000	20	155	41	124	3.0
VVS-22	20000	22	170	46	133	3.9
VVS-28	31500	28	228	67	189	10.6

Manufactured Lifting Equipment

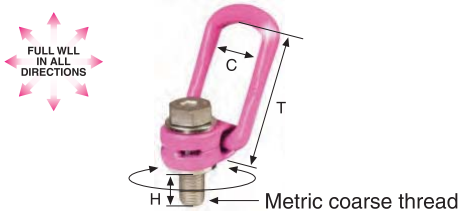

TYPE	WLL (kgs)	C mm	H mm	T mm	WEIGHT (kgs)
VLBG-0.3t-M8	300	34	11	75	0.4
VLBG-0.63t-M10	630	34	16	75	0.4
VLBG-1t-M121000	34	21	75	0.4	
VLBG-1.5t-M16	1500	36	24	85	0.5
VLBG-2.5t-M20	2500	54	32	110	1.3
VLBG-4t-M24	4000	54	37	125	1.5
VLBG-4t-M27	4000	65	39	147	3.1
VLBG-5t-M30	5000	65	49	147	3.3
VLBG-7t-M36	7000	65	52	146	3.4
VLBG-8t-M36	8000	82	63	197	5.8
VLBG-10t-M42	10000	80	73	162	6.4
VLBG-15t-M42	15000	100	63	222	10.7
VLBG-20t-M48	20000	100	73	222	11.1

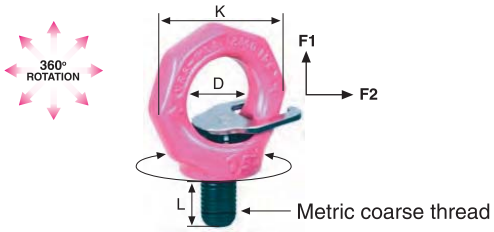

Metric thread, with locking component, 360° rotation

TYPE	WLL (F1) (kgs)	WLL (F2) (kgs)	D mm	K mm	L mm	WEIGHT (kgs)
VRS-F-M8	1000	400	25	47	15	0.10
VRS-F-M10	1000	400	25	47	15	0.12
VRS-F-M12	2000	750	30	56	18	0.18
VRS-F-M16	4000	1500	35	65	24	0.32
VRS-F-M20	6000	2300	40	75	30	0.51
VRS-F-M24	8000	3200	48	90	36	0.92
VRS-F-M30	12000	4500	60	112	45	1.80
VRS-F-M36	16000	7000	72	135	54	3.35
VRS-F-M42	24000	9000	82	158	63	5.14
VRS-F-M48	32000	12000	94	180	72	7.80

UNC Imperial thread, with locking component, 360° rotation

TYPE	WLL (F1) (kgs)	WLL (F2) (kgs)	D mm	K mm	L mm	WEIGHT (kgs)
VRS-F-3/8" UNC	1000	400	25	47	15	0.10
VRS-F-½" UNC	2000	750	30	56	18	0.18
VRS-F-5/8" UNC	4000	1500	35	63	24	0.32
VRS-F-¾" UNC	6000	2300	40	75	30	0.51
VRS-F-7/8" UNC	6000	2300	40	75	32	0.51
VRS-F-1" UNC	8000	3200	48	90	36	0.92
VRS-F-1 ¼" UNC	12000	4500	60	112	45	1.80
VRS-F-1 ½" UNC	16000	7000	72	135	54	3.35
VRS-F-1 ¾" UNC	24000	9000	82	158	63	5.14
VRS-F-2" UNC	32000	12000	94	180	72	7.80

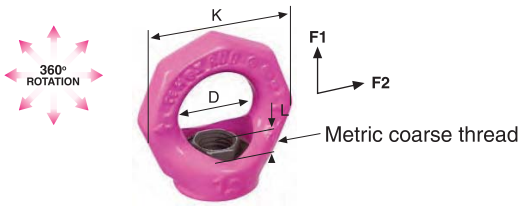

TYPE	WLL (F1) (kgs)	WLL (F2) (kgs)	D mm	K mm	L mm	WEIGHT (kgs)
VRM-M8	1000	400	25	47	12	0.10
VRM-M10	1000	400	25	47	15	0.10
VRM-M12	2000	750	30	56	18	0.20
VRM-M16	4000	1500	35	65	24	0.30
VRM-M20	6000	2300	40	75	30	0.50
VRM-M24	8000	3200	48	90	36	0.90
VRM-M30	12000	4500	60	112	45	0.70



TYPE	WLL (F1) (kgs)	WLL (F2) (kgs)	C mm	D mm	WEIGHT (kgs)
RS-M6	400	100	12	25	0.10
RS-M8	800	200	12	25	0.10
RS-M10	1000	250	15	25	0.12
RS-M12	1600	400	18	30	0.18
RS-M14	3000	750	21	35	0.30
RS-M16	4000	1000	24	35	0.30
RS-M20	6000	1500	30	40	0.47
RS-M24	8000	2000	36	50	0.89
RS-M30	12000	3000	45	60	1.57
RS-M36	16000	4000	54	90	6.20
RS-M42	24000	6000	63	90	6.40
RS-M48	32000	8000	68	90	6.60

Manufactured Lifting Equipment

RUD VIP

Grade 100 Alloy Chain - RUD: The most technologically advanced alloy sling chain system available - with 25% higher working load capacity and greater wear resistance than Grade 80 (T) chain. The system comes with an extensive range of fittings, to offer the most innovative chain sling system available.

VIP - Special Quality: For single and multiple strand sling chains with different angles of inclination for symmetrical loading of the strands. Available in sizes 4mm through to 28mm. Every chain link is stamped with the VIP logo, plus serial and batch numbers are stamped every running metre. A higher visible colour which discolours under high temperatures and a dual process surface coating for increased corrosion resistance.

VIP Overheating Indication: This special fluorescent pink powder coating permanently changes colour at increased temperatures. Colour black signifies and application of more than 400°C (715°F). Further use is then prohibited. Due to a special heat treatment developed by RUD, the high-dynamic VIP chains are more resistant to external mechanical wear friction and damage. Therefore, longer service life is guaranteed. All RUD-VIP chains and components are electromagnetically crack detected to ensure greater safety.

Working Load Limits (WLL) in tonnes

RUD - Lifting Systems in Special Quality VIP 100 Grade 100 Chain Dia. (mm)	Single Leg Slings		Slings of 2, 3 or 4 Legs						Endless Slings			
	Straight / Adj. Sling	Reeved Sling	Straight Multileg Slings			Reeved Sling			Basket Sling			Reeved Sling
			60°	90°	120°	60°	90°	120°	60°	90°	120°	
VIP 4	0.63	0.47	1.09	0.89	0.63	0.82	0.66	0.47	0.82	0.66	0.47	0.94
VIP 6	1.5	1.1	2.6	2.1	1.5	1.9	1.6	1.1	1.9	1.6	1.1	2.2
VIP 8	2.5	1.9	4.3	3.5	2.5	3.2	2.6	1.8	3.2	2.6	1.8	3.7
VIP 10	4.0	3.0	6.9	5.6	4.0	5.2	4.2	3.0	5.2	4.2	3.0	6.0
VIP 13	6.7	5.0	11.6	9.4	6.7	8.7	7.1	5.0	8.7	7.1	5.0	10.0
VIP 16	10.0	7.5	17.3	14.1	10.0	13.0	10.6	7.5	13.0	10.6	7.5	15.0
VIP 20	16.0	12.0	27.7	22.5	16.0	20.8	16.9	12.0	20.8	16.9	12.0	24.0
VIP 22	20.0	15.0	34.6	28.2	20.0	26.0	21.2	15.0	26.0	21.2	15.0	30.0
VIP 28	31.5	23.6	54.5	44.4	31.5	41.0	33.4	23.6	41.0	33.4	23.6	47.2
Load Factor >	**1**	**0.75**	**1.73**	**1.41**	**1**	**1.3**	**1.06**	**0.75**	**1.3**	**1.06**	**0.75**	**1.5**

Temperature Considerations	When using Chain Slings at temperatures > 200°C (392°F), the WLL has to be reduced. Working Load in % at temperatures of:		
	-40°C up to +200°C	200°C up to 300°C	300°C up to 380°C
	100%	90%	60%

Assembled Slings
VCGH
- Manufactured in standard lengths
- Fully assembled with VCGH clevis safety hooks
- Complete with clevis grab hooks, stainless steel tag and test certificate
- Further lengths available upon request

Chain (mm)	Leg (m)	1 Leg		2 Legs	
		WLL	Product Code	Product Code	WLL @ 60°
8	1	2.5t	7771045	7771053	4.3t
8	2	2.5t	7771046	7771054	4.3t
10	3	2.5t	7771047	7771055	4.3t
10	1	4.0t	7771048	7771056	6.9t
10	2	4.0t	7771049	7771057	6.9t
10	3	4.0t	7771050	7771058	6.9t
10	4	4.0t	7771099	7771059	6.9t
10	6	4.0t	7771100	7771060	6.9t
13	3	6.7t	7771051	7771061	11.6t
13	6	6.7t	7771052	7771062	11.6t

Assembled Slings
VAGH
- Manufactured in standard lengths
- Fully assembled with VAGH clevis self locking hooks
- Complete with clevis grab hooks, stainless steel tag and test certificate
- Further lengths available upon request

Chain (mm)	Leg (m)	1 Leg		2 Legs	
		WLL	Product Code	Product Code	WLL @ 60°
8	1	2.5t	7771063	7771071	4.3t
8	2	2.5t	7771064	7771072	4.3t
10	3	2.5t	7771065	7771073	4.3t
10	1	4.0t	7771066	7771074	6.9t
10	2	4.0t	7771067	7771075	6.9t
10	3	4.0t	7771068	7771076	6.9t
10	4	4.0t	7771101	7771077	6.9t
10	6	4.0t	7771102	7771078	6.9t
13	3	6.7t	7771069	7771079	11.6t
13	6	6.7t	7771070	7771080	11.6t

RUD ICE

Grade 120 Alloy Chain - RUD: The evolution in chain steel and in the production process enables the quantum leap to a new "class of its own". With 60% higher working load capacity and greater wear resistance than Grade 80 (T) chain.

ICE - Special Quality: For single and multiple strand sling chains with different angles of inclination for symmetrical loading of the strands. Available in sizes 6mm, 8mm, 10mm 13mm and 16mm.Every chain link is stamped with the ICE logo, plus serial and batch numbers are stamped every running metre. The reduction in weight of more than 30% is a considerable factor in work ergonomics. A higher visible colour which discolours under high temperatures and a dual process surface coating for increased corrosion resistance.

ICE Overheating Indication: Extremely temperature resistant -60°C up to +300°C. This special fluorescent traffic purple powder coating permanently changes colour at increased temperatures. Colour black signifies and application of more than 400°C (715°F). Further use is then prohibited. Due to a special heat treatment developed by RUD, the high-dynamic ICE chains are more resistant to external mechanical wear friction and damage. Therefore, longer service life is guaranteed. All RUD-ICE chains and components are electromagnetically crack detected to ensure greater safety.

Working Load Limits (WLL) in tonnes

RUD - Lifting Systems in Special Quality ICE 120	Single Leg Slings		Slings of 2, 3 or 4 Legs						Endless Slings			
	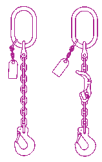		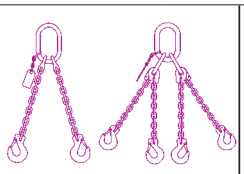									
Grade 120 Chain Dia. (mm)	Straight / Adj. Sling	Reeved Sling	Straight Multileg Slings			Reeved Sling			Basket Sling			Reeved Sling
			60°	90°	120°	60°	90°	120°	60°	90°	120°	
ICE 6	1.8	1.3	3.1	2.5	1.8	2.3	1.9	1.3	2.3	1.9	1.3	2.7
ICE 8	3.0	2.2	5.2	4.2	3.0	3.9	3.2	2.2	3.9	3.2	2.2	4.5
ICE 10	5.0	3.7	8.6	7.0	5.0	6.5	5.3	3.7	6.5	5.3	3.7	7.5
ICE 13	8.0	6.0	13.8	11.3	8.0	10.4	8.5	6.0	10.4	8.5	6.0	12.0
ICE 16	12.5	9.4	21.6	17.6	12.5	16.2	13.2	9.4	16.2	13.2	9.4	18.7
Load Factor >	**1**	**0.75**	**1.73**	**1.41**	**1**	**1.3**	**1.06**	**0.75**	**1.3**	**1.06**	**0.75**	**1.5**

Temperature Considerations	When using Chain Slings at temperatures > 200°C (392°F), the WLL has to be reduced. Working Load in % at temperatures of:		
	-60°C up to +200°C	200°C up to 250°C	250°C up to 300°C
	100%	90%	60%

Assembled Slings
ICE-STAR

- Manufactured in standard lengths
- Fully assembled with clevis sling hooks
- Complete with clevis grab hooks, stainless steel tag and test certificate
- Further lengths available upon request

Chain (mm)	Leg (m)	1 Leg WLL	1 Leg Product Code	2 Legs Product Code	2 Legs WLL @ 60°
8	1	3.0t	7771081	7771089	5.2t
8	2	3.0t	7771082	7771090	5.2t
10	1	5.0t	7771084	7771092	8.6t
10	2	5.0t	7771085	7771093	8.6t
13	3	8.0t	7771087	7771097	13.8t
13	6	8.0t	7771088	7771098	13.8t

Assembled Slings
ICE-IAGH

- Manufactured in standard lengths
- Fully assembled with clevis self locking hooks
- Complete with clevis grab hooks, stainless steel tag and test certificate
- Further lengths available upon request

Chain (mm)	Leg (m)	1 Leg WLL	1 Leg Product Code	2 Legs Product Code	2 Legs WLL @ 60°
8	1	3.0t	7771103	7771109	5.2t
8	2	3.0t	7771104	7771110	5.2t
10	1	5.0t	7771105	7771111	8.6t
10	2	5.0t	7771106	7771112	8.6t
13	3	8.0t	7771107	7771113	13.8t
13	6	8.0t	7771108	7771114	13.8t

Cromox is an innovation in the field of Stainless Steel chains, offering real advantages in terms of resistance, in particular with respect to aggressive medium. The new Cromox brand therefore stands for innovative quality products made by Ketten Wälder, in Germany.

This new development reflects a lot of new information obtained from years of experience and intensive research.

CROMOX CHAINS - the name stands for the new power in Stainless Steel

Chemical resistance meeting supreme requirements thanks to carefully used materials and great diversity of applications - also available as special-steel version on demand.

Resistance to mechanical stain for top-level applications. As for load lifting, Cromox is based on Grade 5 (SF 1:4) in conveying, the hard material insures long service life for the conveyer machines.

In addition to being of Grade 5, Cromox lifting chains have a safety factor of 1:4, guaranteeing a high degree of trueness of calibraton and precise running over the chain wheels. Cromox anchor chains exceed by far the requirements of DIN and ISO standards as far as their loadbearing capacity and exact running over anchor windlass wheels is concerned.

Optimum surface finish thanks to variety of methods of treatment, some of which have been specially developed; natural black for further processing, mechanically brightened for conveying, electropolished for the food and leisure industries, pickled for use as anchor chains, blasted for the lifting of loads.

Materials which have been specially selected. One of them is a material no: 1.4404 (AISI 316 L), which offers excellent chemical and mechanical advantages, resulting in better corrosion resistance and more favorable properties.

Optimised accessories for individual requirements; chains, links, hooks, connectors, shorteners, shackles, swivels and rotary parts.

A multiplicity of possible combinations of individual components, for use in a variety of fields.

Applications:

- Chemistry
- Food Industry
- Water and wastewater engineering
- Environmental technology
- Renewable energies
- Power plant engineering
- Naval and military technology
- Nautical engineering
- Mechanical and plant engineering

cromox®

Stainless steel pump lifting chains, AISI 316 L

Code	Type	W.L.L kg	Master Link mm	Chain mm	Joining Link mm
KW-179604	PK 4	300	8x54x30	4x16	5x22x9
KW-179605	PK 5	500	10x80x50	5x15	6x26x13
KW-179606	PK 6	750	13x110x60	6x18	8x35x19
KW-179607	PK 7	1000	13x110x60	7x21	8x35x19
KW-179608	PK 8	1250	16x110x60	8x24	10x44x25
KW-17961 0	PK 10	2000	18x135x75	10x30	13x54x25
KW-17961 13	PK 13	3200	22x160x90	13x39	16x70x34
KW-17961 6	PK 16	5000	26x180x100	16x48	22x115x50
KW-17961 8	PK 18	6300	32x200x110	18x54	26x140x65

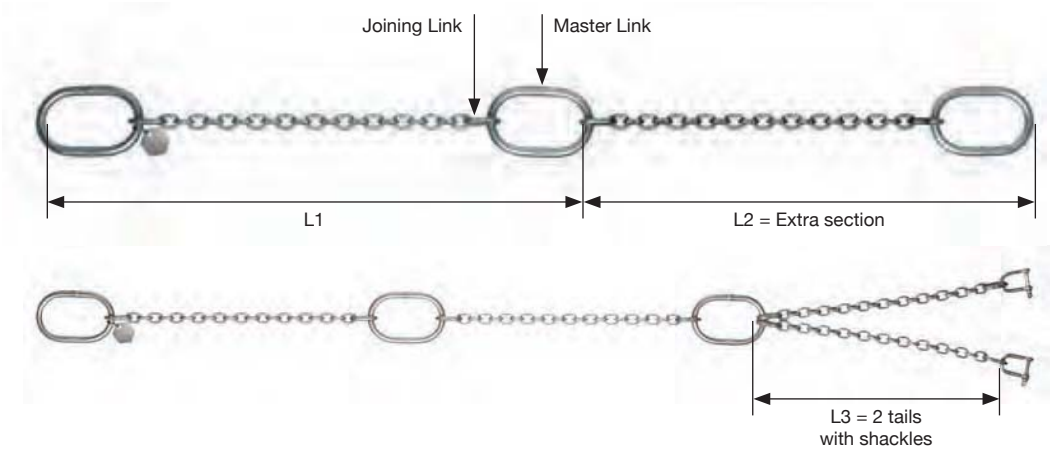

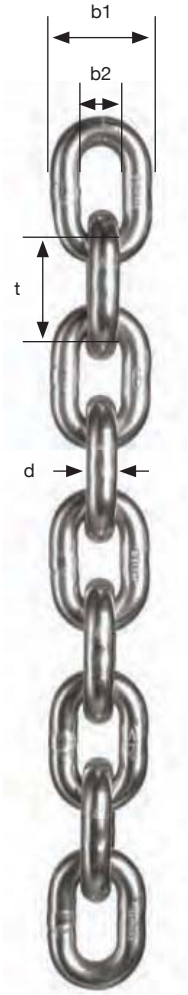

Stainless steel chain, Grade 50 AISI 316 L

Code	d	Dimensions/mm t	b1 min.	b2 max.	Weight ca.kg/m	W.L.L kgs	Breaking Force kN
KW-10551 5EP	5.0	15.0	6.5	18.5	0.54	500	20
KW-105660EP	6.0	18.0	7.8	22.2	0.80	750	30
KW-105670EP	7.0	21.0	9.1	25.9	1.10	1000	40
KW-105680EP	8.0	24.0	10.4	29.6	1.40	1250	50
KW-10561 0EP	10.0	30.0	13.0	37.0	2.20	2000	80
KW-10561 13BK	13.0	39.0	16.9	48.1	3.80	3200	125
KW-10561 6BK	16.0	48.0	20.8	59.2	5.70	5000	200
KW-10561 8BK	18.0	54.0	24.3	64.8	7.30	7000	280

Stainless steel endless chain, Grade 50 AISI 316 L

Code	Chain d/mm	W.L.L/Vert kg	W.L.L 90° kg	W.L.L 120° kg
KW-132506EP	6	1500	825	600
KW-132507EP	7	2000	1100	800
KW-132508EP	8	2500	1375	1000
KW-1325 10EP	10	4000	2200	1600
KW-1325 13BK	13	6400	3520	2560
KW-1325 16BK	16	10000	5500	4000

cromox®

Stainless steel master links, 1 and 2 leg, type NAG without flattened section, Grade 50 AISI 318 LN

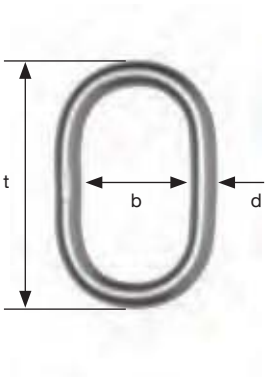

Code	Type	W.L.L 0° 1-sling	W.L.L 90° 2-sling	W.L.L 120° 2-sling	Dinensions mm d	Dinensions mm t	Dinensions mm b	Weight ca kg
KW-^{1}775^{1}0BK	NAG 05	500	-	-	^{1}0	80	50	0.^{1}50
KW-^{1}775^{13}BK	NAG 6706	^{1}000	^{1}000	750	^{13}	^{11}0	60	0.^{3}40
KW-^{1}775^{1}6BK	NAG 0807	^{12}50	^{1}400	^{1}000	^{1}6	^{11}0	60	0.5^{3}0
KW-^{1}775^{1}8BK	NAG ^{1}008	^{2}000	^{1}700	^{12}50	^{1}8	^{13}5	75	0.800
KW-^{1}775^{22}BK	NAG ^{13}10	^{32}00	^{2}8^{3}0	^{2}000	^{22}	^{1}60	90	^{1}.500
KW-^{1}775^{2}6BK	NAG ^{1}6^{13}	5000	4500	^{32}00	^{2}6	^{1}80	^{1}00	^{2}.^{3}00
KW-^{1}775^{32}BK	NAG ^{1}8^{1}6	7^{1}60	7^{1}00	5000	^{32}	^{2}00	^{11}0	^{3}.900
KW-^{1}775^{3}6BK	NAG ^{2}0^{1}8	8000	9000	6^{3}00	^{3}6	^{2}60	^{1}40	6.^{3}50
KW-^{1}77806BK	NBG 6	500	-	-	6	^{2}6	^{13}	0.0^{1}8
KW-^{1}77808BK	NBG 8	^{1}000	-	-	8	^{3}5	^{1}9	0.046
KW-^{1}778^{1}0BK	NBG ^{1}0	^{12}50	7^{1}0	500	^{1}0	44	^{2}5	0.09^{2}
KW-^{1}778^{13}BK	NBG ^{13}	^{2}000	^{1}000	750	^{13}	54	^{2}5	0.^{1}95
KW-^{1}778^{1}6BK	NBG ^{1}6	^{32}00	^{1}770	^{12}50	^{1}6	70	^{3}4	0.^{3}70
KW-^{1}778^{1}8BK	NBG ^{1}8	4^{1}00	^{2}800	^{2}000	^{1}8	85	40	0.5^{3}0
KW-^{1}778^{22}BK	NBG ^{22}	6^{3}00	4500	^{32}00	^{22}	^{11}5	50	^{1}.065
KW-^{1}778^{2}6BK	NBG ^{2}6	7600	7^{1}00	5000	^{2}6	^{1}40	65	^{1}.8^{2}5

Stainless steel master links, 1 and 2 leg slings, type NAF with flattened section, Grade 50 AISI 318 LN

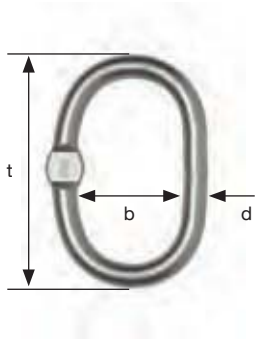

All master links have a flattened section to permit the use of connectors (e.g. clevis shackles type NGS)

Code	Type	W.L.L 0° 1-sling	W.L.L 90° 2-sling	W.L.L 120° 2-sling	Dinensions mm d	Dinensions mm t	Dinensions mm b	Weight ca kg
KW-^{1}776^{13}BK	NAF 6706	^{1}000	^{1}000	750	^{13}	^{11}0	60	0.^{3}40
KW-^{1}776^{1}6BK	NAF 0807	^{12}50	^{1}400	^{1}000	^{1}6	^{11}0	60	0.5^{3}0
KW-^{1}776^{1}8BK	NAF ^{1}008	^{2}000	^{1}700	^{12}50	^{1}8	^{13}5	75	0.800
KW-^{1}776^{22}BK	NAF ^{13}10	^{32}00	^{2}800	^{2}000	^{22}	^{1}60	90	^{1}.500
KW-^{1}776^{2}6BK	NAF ^{1}6^{13}	5000	4500	^{32}00	^{2}6	^{1}80	^{1}00	^{2}.^{3}00
KW-^{1}776^{32}BK	NAF ^{1}8^{1}6	7^{1}00	7^{1}00	5000	^{32}	^{2}00	^{11}0	^{3}.900
KW-^{1}776^{3}6BK *	NAF ^{2}0^{1}8	8000	9000	6^{3}00	^{3}6	^{2}60	^{1}40	6.^{3}50
KW-^{1}779^{13}BK	NBF ^{13}	^{2}000	^{1}000	750	^{13}	54	^{2}5	0.^{1}95
KW-^{1}779^{1}6BK	NBF ^{1}6	^{32}00	^{1}700	^{12}50	^{1}6	70	^{3}4	0.^{3}70
KW-^{1}779^{1}8BK	NBF ^{1}8	4^{1}00	^{2}800	^{2}000	^{1}8	85	40	0.5^{3}0
KW-^{1}779^{22}BK	NBF ^{2}0	6^{3}00	4500	^{32}00	^{22}	^{11}5	50	^{1}.065
KW-^{1}779^{2}6BK	NBF ^{2}6	7600	7^{1}00	5000	^{2}6	^{1}40	65	^{1}.8^{2}5

* Available on request.

Stainless steel master links, 3 and 4 leg slings, type NATF with flattened section, Grade 50 AISI 318 LN

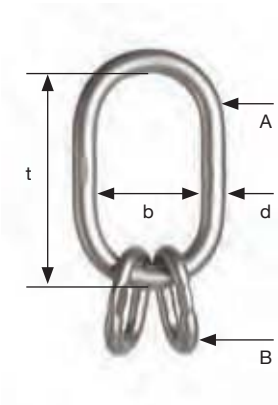

Code	Type	W.L.L 90° kg	W.L.L 120° kg	Dinensions mm d	Dinensions mm t	Dinensions mm b	Weight ca.kg
KW-^{1}786^{1}8BK	NATF 0607	^{1}600	^{112}0	A^{1}8 B^{13}	^{13}5 54	75 ^{2}5	^{1}.20
KW-^{1}786^{22}BK	NATF 08	^{2}650	^{1}800	A^{22} B^{1}6	^{1}60 70	90 ^{3}4	^{2}.30
KW-^{1}786^{2}6BK	NATF ^{1}0	4^{2}50	^{3}000	A^{2}6 B^{1}8	^{1}80 85	^{1}00 40	^{3}.56
KW-^{1}786^{32}BK	NATF ^{13}	6700	4750	A^{32} A^{22}	^{2}00 ^{11}5	^{11}0 50	6.05
KW-^{1}786^{3}6BK	NATF ^{1}6	^{1}0000	7500	A^{3}6 B^{2}6	^{2}60 ^{1}40	^{1}40 65	^{1}0.00

cromox®

Stainless steel dee shackles, type NSA, Grade 50

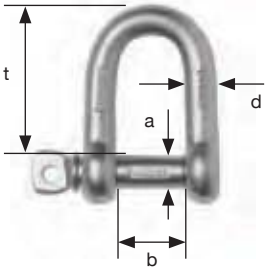

Code	Type	W.L.L kg	Dimensions mm a	d	t	b	Weight ca.kg
KW-184605EP	NSA 05 AISI 316	500	9	8	24	17	0.058
KW-184606EP	NSA 06 AISI 316	750	11	10	35	20	0.116
KW-184608EP	NSA 08 AISI 316	1250	13	12	42	25	0.200
KW-184610EP	NSA 10 AISI 316	2000	18	16	64	32	0.450
KW-184613EP	NSA 13 AISI 316	3200	21	19	76	38	0.910
KW-184616EP	NSA 16 AISI 630	5000	19	16	64	32	0.550
KW-184618EP	NSA 18 AISI 630	6300	22	19	76	38	1.00
KW-184620EP	NSA 20 AISI 630	9000	26	22	88	44	1.900
KW-184622EP	NSA 22 AISI 630	11000	29	25	102	51	2.900
KW-184626EP	NSA 26 AISI 630	13000	32	29	114	57	3,100
KW-184627EP	NSA 27 AISI 630	15000	35	32	128	64	4.300
KW-184628EP	NSA 28 AISI 630	18000	38	35	140	70	5.300

Stainless steel clevis shackle, type NGS, Grade 50 AISI 316 L

Code	Type	W.L.L kg	Dimensions mm t	b	a	Weight ca.kg
KW-199606GB	NGS 06	750	26	20	7	0.160
KW-199608GB	NGS 08	1250	30	23	9	0.230
KW-199610GB	NGS 10	2000	40	28	11	0.460
KW-199613GB	NGS 13	3200	48	38	14	0.675
KW-199616GB	NGS 16	5000	50	44	17	1.130

These clevis shackles may be inserted into master links to serve as connectors when assembling complete chain slings.

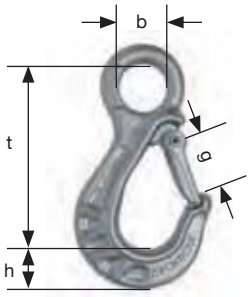

Stainless steel eye hook Type NOHF, Grade 50 with safety latch AISI 316 LN

A very rugged hook specially constructed with an integral forged safety latch. The latch itself is particularly resistant to side loading. In the event of the hook being seriously overloaded the latch will spring out of position. The point of the hook is designed to prevent incorrect use with the relevant size of chain, and the design of the hook itself is such that the safety latch does not reduce hook admittance.

Code	Type	W.L.L kg	Dimensions mm t	g	b	h	Weight ca.kg
KW-175604GB	NOHF 04	300	75	20	17	17	0.185
KW-175606GB	NOHF 06	750	100	25	25	22	0.350
KW-175608GB	NOHF 08	1250	126	32	27	28	0.790
KW-175610GB	NOHF 10	2000	160	39	37	34	1.370
KW-175613GB	NOHF 13	3200	190	51	48	45	3.000
KW-175616GB	NOHF 16	5000	230	66	55	51	4.800
KW-175618GB	NOHF 18	6300	230	66	55	51	4.800

Manufactured Lifting Equipment