STUD LINK ANCHOR CHAIN & FTTINGS 158-166
DSR MOORING ROPES 167-179
FIBRE & SYNTHETIC ROPES 180

MARINE & SHIPPING

STUD LINK ANCHOR CHAIN & FITTINGS

Approximate dimensions for chain and fittings

D = nominal diameter or chain.

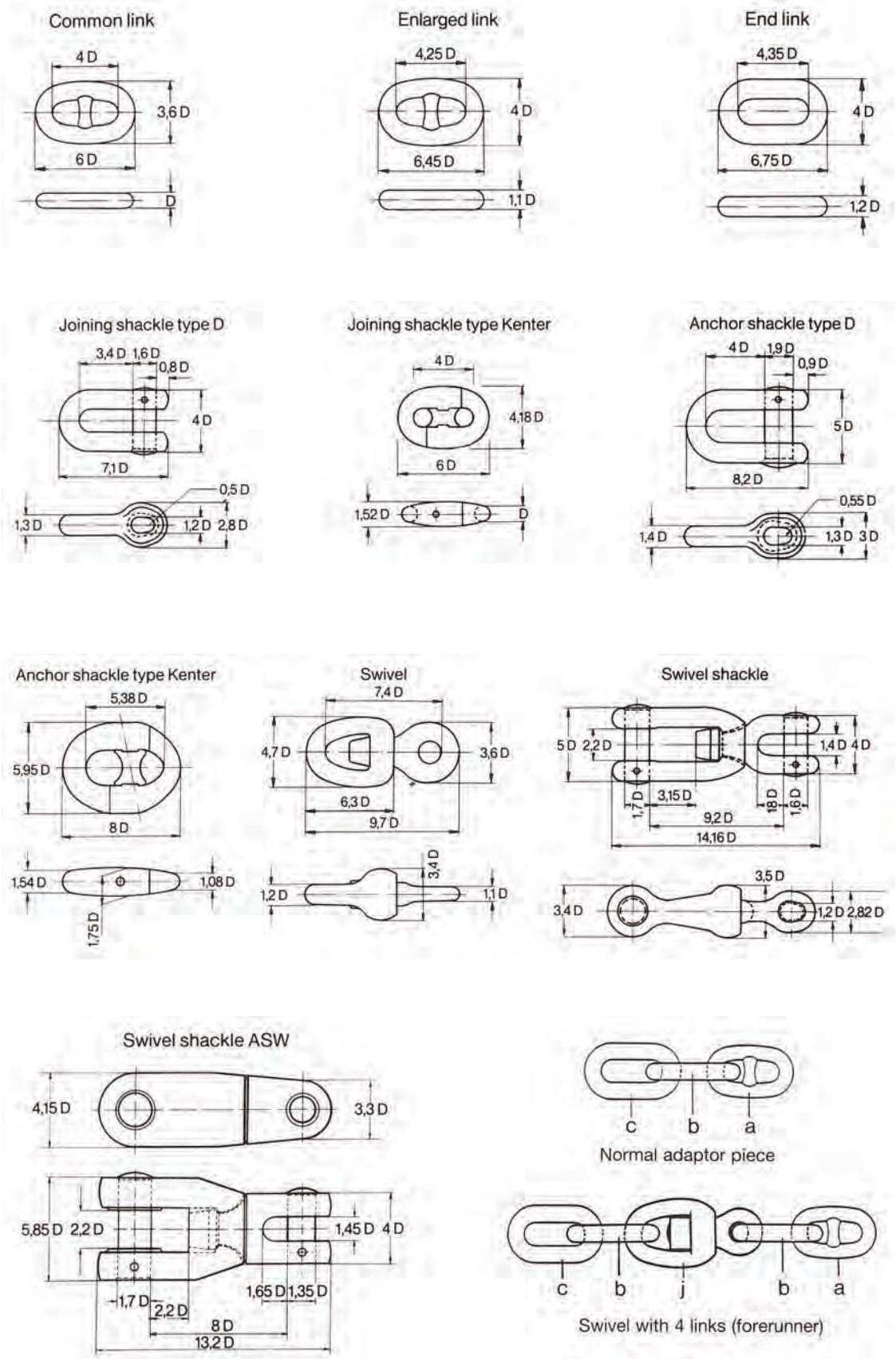

STUD LINK ANCHOR CHAIN & FITTINGS

Approximate weights of chains and details

Diameter		Stud. Link Chain Weights		Common Link	Enlarged Link	End Link	Joining Shackle Kenter	Joining Shackle Type D	Anchor Shackle Type D	Swivel	Swivel Shackle
mm	inches	kg/m	kg/27.5m	kg	kg	kg	kg	kg	kg	kg	kg
12.5	1/2	3.5	96	0.17	0.23	0.23	0.39	0.8	1.1	0.9	–
14	9/16	4.4	121	0.24	0.32	0.36	0.51	1.1	1.3	1.3	–
16	5/8	5.8	160	0.36	0.50	0.51	0.62	1.3	1.6	1.7	–
17.5	11/16	7.0	193	0.47	0.74	0.68	0.82	1.6	2.0	2.1	–
19	3/4	8.1	223	0.60	0.88	0.89	1.00	1.8	2.5	2.5	–
20.5	13/16	10.0	275	0.75	1.10	1.13	1.35	2.1	3.3	3.1	–
22	7/8	11.1	305	0.93	1.25	1.28	1.6	2.5	4.0	3.5	10
24	15/16	13.3	366	1.21	1.70	1.77	2.0	3.5	5.0	5.0	14
26	1	15.7	432	1.55	2.15	2.20	2.7	4.3	6.0	6.0	18
28	1 1/8	18.3	503	1.9	2.8	2.9	3.3	5.0	8.0	7.5	23
30	1 3/16	21.0	578	2.4	3.2	3.3	3.9	7.0	9.5	9.0	28
32	1 1/4	23.9	657	2.9	3.9	4.0	4.6	7.5	12.0	11.0	33
34	1 5/16	27.0	743	3.4	4.7	5.0	5.8	9.5	14.0	13.5	38
36	1 7/16	30.2	8.31	4.0	5.5	5.9	6.6	11.0	17.0	16.0	46
38	1 1/2	33.7	927	4.7	6.1	6.8	7.8	13.0	20.0	19.0	53
40	1 9/16	37.1	1020	5.5	7.1	8.0	9.1	15.0	23.0	23.0	61
42	1 5/8	40.5	1114	6.4	8.4	9.6	10.5	17.5	26.0	27.0	69
44	1 3/4	44.3	1218	7.4	10.0	11.2	12.2	20.0	29.0	32.0	75
46	1 13/16	48.5	1334	8.5	11.5	13.0	14.0	22.5	33	37.0	82
48	1 7/8	52.8	1452	9.8	13.1	15.0	16.0	26.0	37	44.0	90
50	2	57	1568	11	15	17	18	29	41	57	97
52	2 1/16	62	1705	13	17	20	20	31	45	57	105
54	2 1/8	66	1815	14	19	22	20	34	50	67	113
56	2 3/16	71	1953	16	21	23	24	38	54	67	120
58	2 5/16	77	2118	17	23	25	28	44	65	80	129
60	2 3/8	83	2283	19	25	27	28	48	70	95	140
62	2 7/16	88	2420	21	28	30	33	52	76	95	140
64	2 1/2	94	2585	23	31	34	38	57	82	112	155
66	2 5/8	100	2750	25	34	38	38	66	94	130	180
68	2 11/16	107	2943	27	37	42	44	70	101	130	180
70	2 3/4	114	3135	30	40	45	44	75	108	152	200
73	2 7/8	124	3410	34	45	52	51	87	124	172	250
76	3	135	3713	39	50	59	58	99	141	194	315
78	3 1/16	142	3905	42	55	63	65	106	150	194	315
81	3 3/16	154	4235	46	61	70	74	119	171	220	375
84	3 5/16	166	4565	52	68	78	84	134	193	242	425
87	3 7/16	178	4895	58	75	86	94	150	218	270	475
90	3 9/16	189	5198	64	82	95	105	167	243	300	540
92	3 5/8	199	5473	68	88	100	105	175	256	325	570
95	3 3/4	211	5803	75	98	112	115	200	290	350	610
97	3 7/8	220	6060	80	102	120	135	210	305	350	610
100	3 15/16	234	6435	88	112	130	150	230	335	385	680
102	4	243	6683	93	120	138	150	243	350	420	772
107	4 1/8	266	7315	109	140	158	175	285	410	495	830
111	4 3/8	298	7893	120	160	175	200	305	445	535	860
114	4 1/2	304	8360	130	173	193	225	325	475	570	900
117	4 5/8	317	8718	142	185	210	225	345	505	610	950
122	4 3/4	345	9488	160	210	235	267	380	550	650	1000
127	5	375	10313	182	235	260	315	420	600	720	1080
132	5 1/8	400	11000	205	260	305	370	480	675	760	1150
137	5 3/8	436	11990	230	285	330	390	550	750	900	1500
142	5 5/8	467	12843	255	325	375	450	650	900	1100	1900
147	5 3/4	489	13723	280	395	410	505	720	1055	1200	2100
152	6	535	14713	310	410	460	545	810	1200	1400	2500
157	6 3/16	570	15675	345	455	510	605	900	1340	1550	2800
162	6 3/8	610	16775	375	500	560	660	980	1450	1700	3000

Volume of Anchor Chain
The volume of anchor chain to be stored in the chain locker can be estimated at approx. 0.5m³/metric ton of chain.

STUD LINK ANCHOR CHAIN & FITTINGS

Equipment tables

Diameter		Proof Loads						Breaking Loads					
		Grade 2		Grade 3		Grade 4		Grade 2		Grade 3		Grade 4	
mm	inches	kN	lbs	kN	lbs	kN	lbs	kN	lbs	kN	lbs	kN	lbs
12.5	1/2	66	15300	92	21400	145	33600	92	21400	132	30600	185	42800
14	9/16	82	19300	116	27000	182	42400	116	27000	165	38600	232	54000
16	5/8	107	23700	150	33200	236	52200	150	33200	216	47500	300	66400
17.5	11/16	127	28600	179	40100	282	63000	179	40100	256	57300	359	80200
19	3/4	150	34000	211	47600	331	74700	211	47600	301	68000	421	95100
20.5	13/16	175	39800	244	55700	385	87400	244	55700	349	79500	490	111000
22	7/8	200	46000	280	64400	442	10100	280	64400	401	91800	563	129000
24	15/16	237	52600	332	73700	524	116000	332	73700	476	105000	667	148000
26	1	278	59700	389	83600	612	131000	389	83600	556	119500	779	167000
28	1 1/8	321	75000	449	105000	707	165000	449	105000	642	150000	900	210000
30	1 3/16	368	83400	514	116500	809	183000	514	116500	735	167000	1030	233000
32	1 1/4	417	92200	583	129000	917	203000	583	129000	833	184000	1170	258000
34	1 5/16	468	101500	655	142000	1030	223000	655	142000	937	203000	1310	284000
36	1 7/16	523	120500	732	169000	1150	265000	732	169000	1050	241000	1460	337000
38	1 1/2	581	131500	812	183500	1280	288000	812	183500	1160	262000	1630	366000
40	1 9/16	640	142000	896	198500	1410	312000	896	198500	1280	284000	1790	397000
42	1 5/8	703	153000	981	214000	1550	336000	981	214000	1400	306000	1970	428000
44	1 3/4	769	176000	1080	247000	1690	387000	1080	247000	1540	352000	2150	492000
46	1 13/16	837	188500	1170	264000	1840	414000	1170	264000	1680	377000	2340	527000
48	1 7/8	908	201000	1280	281000	2000	442000	1280	281000	1810	402000	2550	562000
50	2	981	227000	1370	318000	2160	499000	1370	318000	1960	454000	2750	635000
52	2 1/16	1060	241000	1480	337000	2330	529000	1480	337000	2110	482000	2970	673000
54	2 1/8	1140	255000	1590	357000	2500	560000	1590	357000	2270	510000	3180	713000
56	2 3/16	1220	269000	1710	377000	2680	592000	1710	377000	2430	538000	3410	753000
58	2 5/16	1290	299000	1810	418000	2860	657000	1810	418000	2600	598000	3640	837000
60	2 3/8	1380	314000	1940	440000	3040	692000	1940	440000	2770	628000	3870	879000
62	2 7/16	1470	330000	2060	462000	3240	725000	2060	462000	2940	660000	4120	923000
64	2 1/2	1560	346000	2190	484000	3430	760000	2190	484000	3130	692000	4380	967000
66	2 5/8	1660	379000	2310	530000	3460	852000	2310	530000	3300	758000	4630	1059000
68	2 11/16	1750	396000	2450	554000	3850	870000	2450	554000	3500	792000	4900	1108000
70	2 3/4	1840	413000	2580	578000	4060	908000	2580	578000	3690	826000	5170	1156000
73	2 7/8	1990	449000	2790	628000	4390	987000	2790	628000	3990	897000	5580	1256000
76	3	2150	485000	3010	679000	4730	1066000	3010	679000	4300	970000	6010	1357000
78	3 1/16	2260	504000	3160	705000	4950	1108000	3160	705000	4500	1008000	6310	1410000
81	3 3/16	2410	542000	3380	759000	5320	1192000	3380	759000	4820	1084000	6760	1518000
84	3 5/16	2580	582000	3610	814000	5680	1278000	3610	814000	5160	1163000	7230	1628000
87	3 7/16	2750	622000	3850	871000	6050	1368000	3850	871000	5500	1244000	7700	1740000
90	3 9/16	2920	664000	4090	929000	6440	1458000	4090	929000	5840	1327000	8190	1857000
92	3 5/8	3040	685000	4260	958000	6690	1504000	4260	958000	6080	1369000	8520	1916000
95	3 3/4	3230	728000	4510	1019000	7090	1599000	4510	1019000	6440	1455000	9030	2035000
97	3 7/8	3350	772000	4680	1080000	7360	1696000	4680	1080000	6690	1543000	9370	2159000
100	3 15/16	3530	794000	4940	1111000	7770	1745000	4940	1111000	7060	1587000	9890	2220000
102	4	3660	816000	5120	1143000	8040	1795000	5120	1143000	7320	1632000	10240	2284000
105	4 1/8	3860	862000	5390	1207000	8470	1894000	5390	1207000	7700	1724000	10780	2412000
107	4 1/4	3980	908000	5570	1272000	8760	1998000	5570	1272000	7960	1817000	11140	2542000
111	4 3/8	4250	956000	5940	1338000	9340	2101000	5940	1338000	8480	1911000	11890	2674000
114	4 1/2	4440	1004000	6230	1405000	9780	2207000	6230	1405000	8890	2008000	12450	2808000
117	4 5/8	4650	1053000	6510	1474000	10230	2315000	6510	1474000	9300	2105000	13030	2945000
120	4 3/4	4860	1102000	6810	1543000	10690	2423000	6810	1543000	9720	2204000	13610	3084000
127	5	5350	1203000	7490	1685000	11780	2645000	7490	1685000	10710	2407000	14990	3366000
130	5 1/8	5570	1255000	7800	1757000	12250	2758000	7800	1757000	11140	2509000	15600	3510000
137	5 3/8	6080	1359000	8510	1903000	13390	2988000	8510	1903000	12160	2178000	17050	3802000
142	5 5/8	6450	1466000	9030	2052000	14220	3222000	9030	2052000	12910	2932000	18100	4100000
147	5 3/4	6840	1520000	9560	2128000	15050	3341000	9560	2128000	13660	3039000	19160	4251000
152	6	7220	1629000	10100	2280000	15890	3580000	10100	2280000	14430	3257000	20230	4556000
157	6 1/8	7600	1684000	10650	2357000	16740	3701000	10640	2357000	15200	3367000	21310	5710000
162	6 3/8	7990	1795000	11170	2512000	17600	3945000	11170	2512000	15970	3589000	22400	5020000

Proof and breaking loads (F) can be determined by the following formula:
$F = C \times d^2 (44 - 0.08\, d)$
d = nominal diam of chain
C = Constant as determined by classification Societies

STUD LINK ANCHOR CHAIN & FITTINGS

‘D’ Type anchor shackles (lugged)

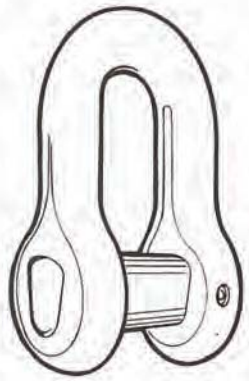

Size mm	Weight kg
19	2.5
22	3.8
25	6.0
29	8.4
32	11.3
35	15.5
38	19.8
42	26
44	32
48	39
51	48
54	57
57	67
60	80
64	93
67	106
70	121
73	141
76	159
79	182
83	203
86	230
89	255
92	281
95	310
98	345
102	378

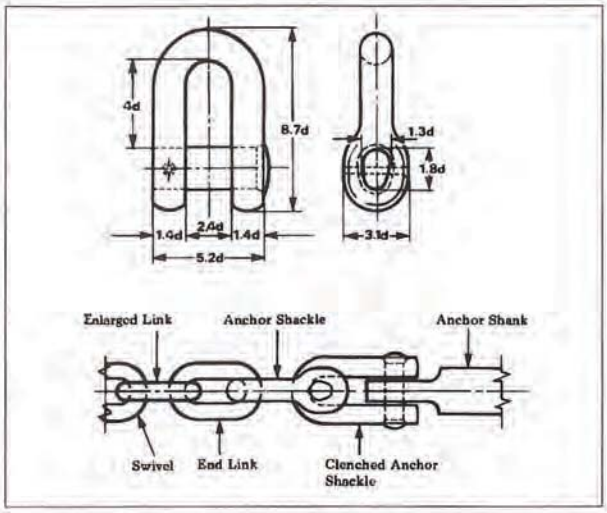

‘D’ Type joining shackles (lugged)

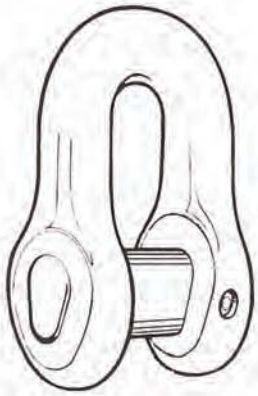

Size mm	Weight kg
19	1.7
22	2.7
25	4.2
29	5.8
32	7.8
35	10.8
38	13.8
41	17.9
44	22
48	27
51	33
54	39
57	46
60	56
64	64
67	74
70	84
73	98
76	110
79	126
83	141
86	159
89	177
92	195
95	215
98	240
102	262

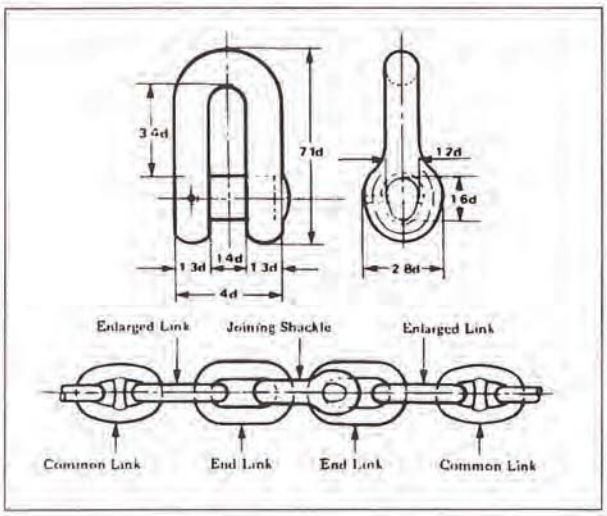

STUD LINK ANCHOR CHAIN & FITTINGS

Pear shaped shackle

The Pear Shackle is the ideal spare shackle because it replaces the Kenter joining shackle, 3-link piece and the 'D'-anchor shackle

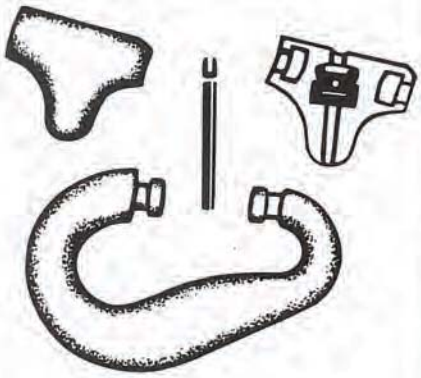

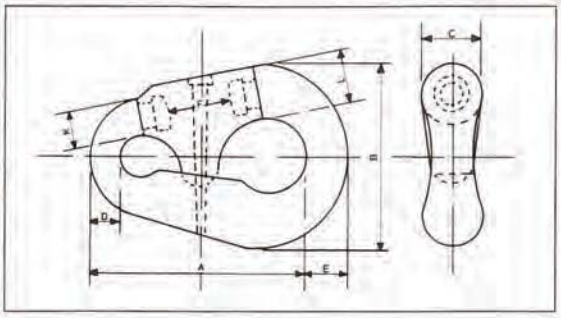

No.	Diameter of Chain mm	A mm	B mm	C mm	D mm	E mm	F mm	K mm	L mm
2	19 - 24	194	132	40	24	32	52	24	35
3	26 - 30	238	167	46	30	38	65	32	46
4	32 - 40	298	206	59	40	48	79	39 x 44	57
5	42 - 50	381	251	76	51	64	100	52 x 64	76
6	52 - 60	454	313	92	60	76	121	62 x 73	89
7	62 - 76	559	376	117	76	95	143	79	111
8	78 - 92	651	406	140	92	124	152	111 x 122	130
9	90 - 95	692	435	146	98	130	159	124 x 137	141
10	97 - 102	889	572	190	120	165	190	121 x 148	181
11	103 - 111	940	610	203	127	172	203	147 x 155	194
12	108 - 114	990	648	216	133	184	216	165 x 172	203

Detachable chain connecting links

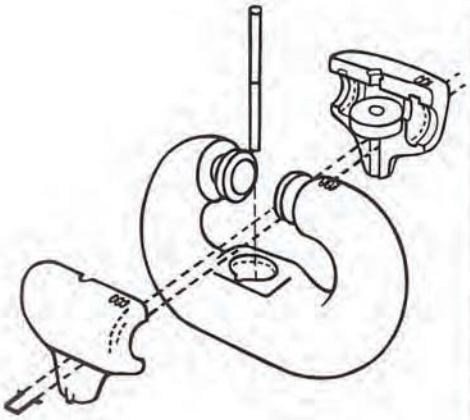

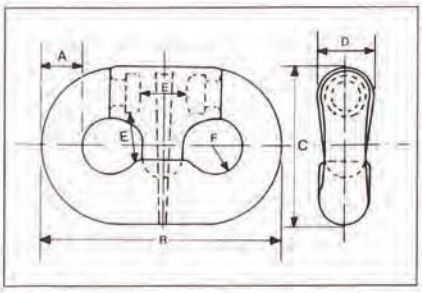

Chain Size Inches	mm	A in.	B in.	C in.	D in.	E in.	F in.	Proof Test in pounds	Break Test in pounds	Wt. Lbs.
3/4	19	3/4	4 1/2	3	1 3/64	27/32	1/2	67,500	91,100	2.1
13/16 - 7/8	21-22	7/8	5 1/4	3 1/2	1 7/32	63/64	10/32	88,200	119,000	3.4
15/16 - 1	24-25	1	6	4	1 25/64	1 1/8	21/32	116,100	156,700	5.1
1 1/16 - 1 1/8	27-29	1 1/8	6 3/4	4 1/2	1 9/16	1 17/64	47/64	145,000	195,000	7.2
1 3/16 - 1 1/4	30-32	1 1/4	7 1/2	5	1 47/64	1 13/32	13/16	178,200	240,600	9.9
1 5/16 - 1 3/8	33-34	1 3/8	8 1/4	5 1/2	1 22/32	1 35/64	29/32	211,500	285,500	13.3
1 7/16 - 1 1/2	36-38	1 1/2	9	8	2 5/64	1 11/16	63/64	252,000	340,200	17.3
1 9/16 - 1 5/8	40-42	1 5/8	9 3/4	6 1/2	2 1/4	1 53/64	1 1/16	292,500	395,000	22
1 11/16 - 1 3/4	43-44	1 3/4	10 1/2	7	2 7/16	1 31/32	1 3/16	352,000	476,000	27.5
1 13/16 - 1 7/8	46-48	1 7/8	11 1/4	7 1/4	2 11/32	2 3/32	1 15/64	285,000	432,000	32
1 15/16 - 2	50-51	2	12	7 3/4	2 1/2	2 5/16	1 5/16	322,000	488,000	36
2 1/16 - 2 1/8	52-54	2 1/8	12 3/4	8 1/4	2 21/32	2 1/2	1 13/32	362,000	584,000	44
2 3/16 - 2 1/4	56-58	2 1/4	13 1/2	8 23/32	2 13/16	2 5/8	1 1/2	403,000	610,000	52
2 5/16 - 2 3/8	59-60	2 3/8	14 1/4	9 7/32	2 31/32	2 3/4	1 9/16	447,000	675,000	61
2 7/16 - 2 1/2	62-64	2 1/2	15	9 11/16	3 1/8	2 1/8	1 21/32	492,000	744,000	71
2 9/16 - 2 5/8	66-67	2 5/8	15 3/4	10 3/16	3 1/4	3 1/16	1 3/4	540,000	813,000	82
2 11/16 - 2 3/4	68-70	2 7/8	16 1/2	10 13/16	3 11/16	3 1/4	1 13/16	649,000	981,000	100
2 13/16 - 2 7/8	71-73	2 7/8	17 1/4	11 1/8	3 19/32	3 11/32	1 29/32	640,000	965,000	107
2 15/16 - 3	75-76	3 3/16	18	11 7/8	4 3/32	3 3/8	1 29/32	762,000	1,150,000	145
3 1/16 - 3 1/8	78-79	3 1/8	18 3/4	12 1/8	3 29/32	3 5/8	2 3/64	748,000	1,128,000	138
3 3/16 - 3 1/4	81-83	3 1/4	19 1/2	12 5/8	4 1/16	3 5/8	2 5/32	805,000	1,250,000	161
3 5/16 - 3 3/8	84-86	3 3/8	20 1/4	13 3/32	4 7/32	3 15/16	2 1/4	862,000	1,304,000	177
3 7/16 - 3 1/2	87-89	3 3/4	21 1/8	13 23/32	4 15/16	4 1/8	2 13/32	1,080,000	1,700,000	205
3 11/16 - 3 3/4	94-95	3 3/4	22 1/2	14 1/2	4 11/16	4 11/16	2 7/16	1,045,000	1,575,000	255
4 3/4	120	4 3/4	28 1/2	18 7/16	5 15/16	5 1/2	3 1/8	1,700,000	2,550,000	590

Military Specification MIL-L-2710

Manufactured Lifting Equipment

STUD LINK ANCHOR CHAIN & FITTINGS

Bow and eye swivels

Size mm	Weight kg
19	2.8
22	4.4
25	6.8
29	9.4
32	12.7
35	17.5
38	22
41	29
44	36
48	43
51	54
54	64
57	75
60	90
64	104
67	120
70	137
73	159
76	179
79	205
83	229
86	259
89	287
92	317
95	349
98	389
102	426

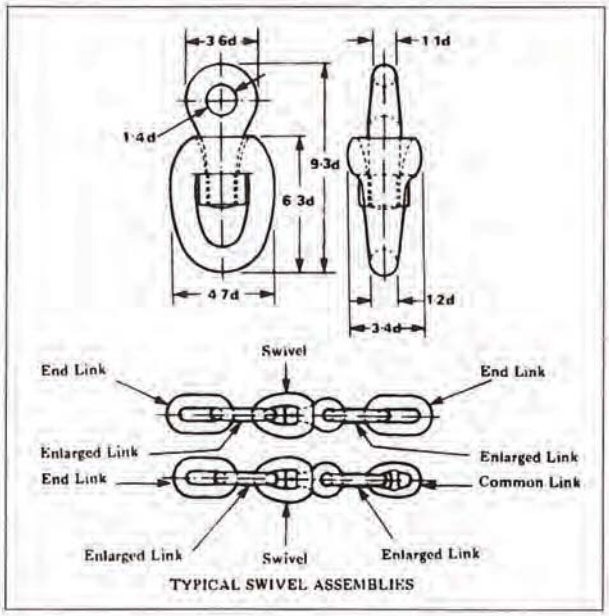

Jaw and Jaw swivels

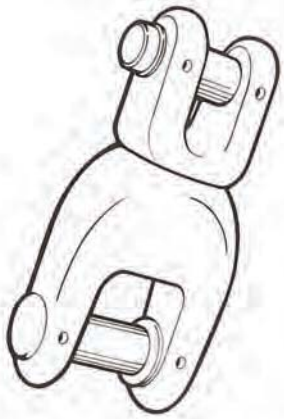

Size mm	Weight kg
51	90
54	100
57	128
60	140
64	155
67	180
70	200
73	250
76	299
83	399
89	539
95	610
102	772

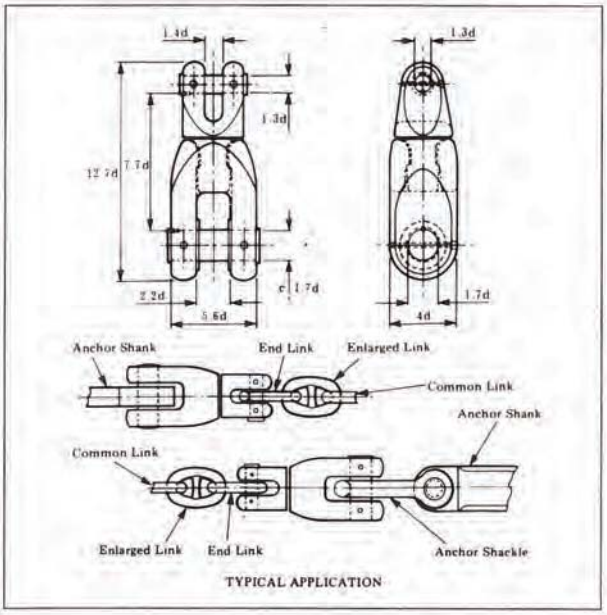

STUD LINK ANCHOR CHAIN & FITTINGS

Kenter joining shackles (lugless)

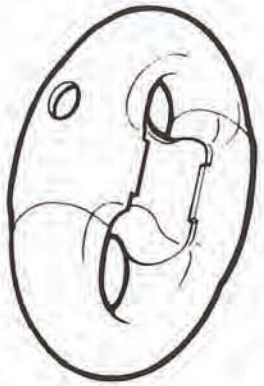

Size mm	Weight kg
19	1.0
22	1.6
25	2.6
29	3.5
32	4.8
35	6.5
38	8.4
41	11.0
44	13.5
48	16.5
51	20
54	24
57	28
60	32
64	39
67	45
70	52
73	60
76	67
79	77
83	86
86	97
89	108
92	119
95	131
98	147
102	161

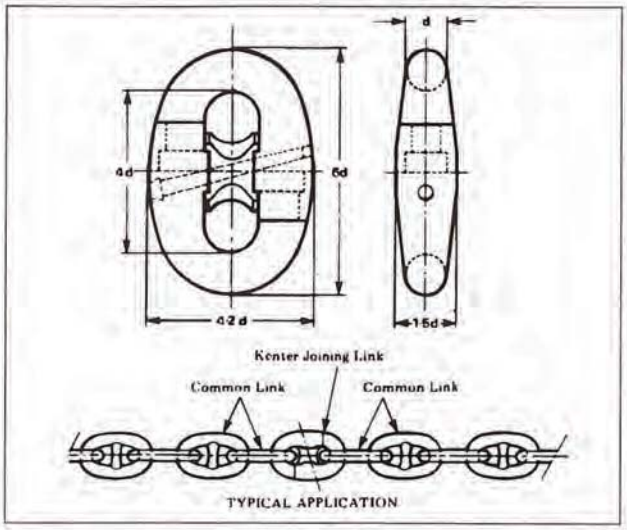

The dismantling of a Kenter shackle

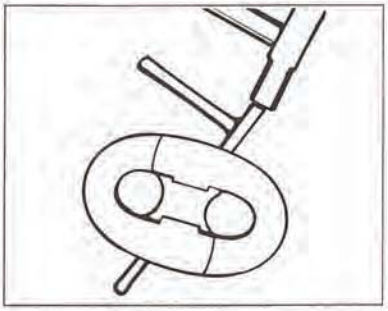

The taper pin is driven out with a punch from its narrow end. The lead pellet (for the securing of the taper pin) is displaced and the taper pin can be removed.

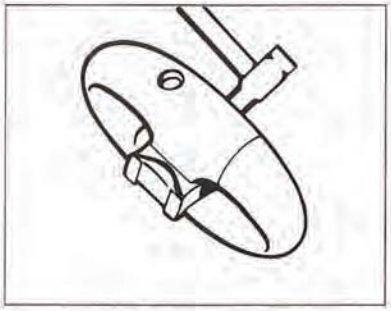

The centre chock is knocked straight out.

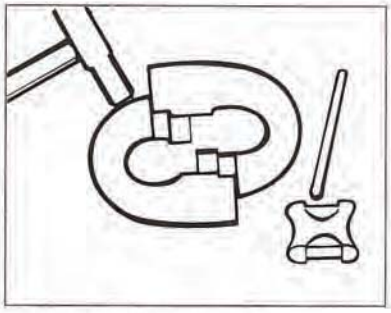

The shackle halves are separated.

STUD LINK ANCHOR CHAIN & FITTINGS

Proof and breaking loads - stud link anchor chain

In accordance with the requirements of the Classification Societies.

Equipment Number		Equipment Letter					Stud Link Chain Cables for Bower Anchor				Stockless Bower Anchor	
								Diameter mm				
Exceeding	Not Exceeding	USSR BV	LR	AB	NV	GL	Total Length Length mm	Grade 1	Grade 2	Grade 3	Number	Weight per Anchor kg
50	70	-	A	U1	a		220	14	12.5	-	2	180
70	90	-	B	U2	b		220	16	14	-	2	240
90	110	-	C	U3	c		247.5	17.5	16	-	2	300
110	130	-	D	U4	d		247.5	19	17.5	-	2	360
130	150	-	E	U5	e		275	20.5	17.5	-	2	420
150	175	-	F	U6	f		275	22	19	-	2	480
175	205	-	G	U7	g		302.5	24	20.5	-	2	570
205	240	-	H	U8	h	109	302.5	26	22	20.5	3	660
240	280	-	I	U9	i	110	330	28	24	22	3	780
280	320	-	J	U10	j	111	357.5	30	26	24	3	900
320	360	-	K	U11	k	112	357.5	32	28	24	3	1020
360	400	-	L	U12	l	113	385	34	30	26	3	1140
400	450	-	M	U13	m	114	385.0	36	32	28	3	1290
450	500	-	N	U14	n	115	412.5	38	34	30	3	1440
500	550	-	O	U15	o	116	412.5	40	34	30	3	1590
550	600	-	P	U16	p	117	440	42	36	32	3	1740
600	660	-	Q	U17	q	118	440	44	38	34	3	1920
660	720	-	R	U18	r	119	440	46	40	36	3	2100
720	780	-	S	U19	s	120	467.5	48	42	36	3	2280
780	840	-	T	U20	t	121	467.5	50	44	38	3	2460
840	910	-	U	U21	u	122	467.5	52	46	40	3	2640
910	980	-	V	U22	v	123	495	54	48	42	3	2850
980	1060	-	W	U23	w	124	495	56	50	44	3	3060
1060	1140	-	X	U24	x	125	495	58	50	46	3	3300
1140	1220	-	Y	U25	y	126	522.5	60	52	46	3	3540
1220	1300	-	Z	U26	z	127	522.5	62	54	48	3	3780
1300	1390	-	A+	U27	A	128	522.5	64	56	50	3	4050
1390	1480	-	B+	U28	B	129	550	66	58	50	3	4320
1480	1570	-	C+	U29	C	130	550	68	60	52	3	4590
1570	1670	-	D+	U30	D	131	550	70	62	54	3	4890
1670	1790	-	E+	U31	E	132	577.5	73	64	56	3	5250
1790	1930	-	F+	U32	F	133	577.5	76	66	58	3	5610
1930	2080	-	G+	U33	G	134	577.5	78	68	60	3	6000
2080	2230	-	H+	U34	H	135	605	81	70	62	3	6450
2230	2380	-	I+	U35	I	136	605	84	73	64	3	6900
2380	2530	-	J+	U36	J	137	605	87	76	66	3	7350
2530	2700	-	K+	U37	K	138	632.5	90	78	68	3	7800
2700	2870	-	L+	U38	L	139	632.5	92	81	70	3	8300
2870	3040	-	M+	U39	M	140	632.5	95	84	73	3	8700
3040	3210	-	N+	U40	N	141	660	97	84	76	3	9300
3210	3400	-	O+	U41	O	142	660	100	87	78	3	9900
3400	3600	-	P+	U42	P	143	660	102	90	78	3	10500
3600	3800	-	Q+	U43	Q	144	687.5	105	92	81	3	11100
3800	4000	-	R+	U44	R	145	687.5	107	95	84	3	11700
4000	4200	-	S+	U45	S	146	687.5	111	97	87	3	12300
4200	4400	-	T+	U46	T	147	715	114	100	87	3	12900
4400	4600	-	U+	U47	U	148	715	117	102	90	3	13500
4600	4800	-	V+	U48	V	149	715	120	105	92	3	14100
4800	5000	-	W+	U49	W	150	742.5	122	107	95	3	14700
5000	5200	-	X+	U50	X	151	742.5	124	111	97	3	15400
5200	5500	-	Y+	Y51	Y	152	742.5	127	111	97	3	16100
5500	5800	-	Z+	U52	Z	153	742.5	130	114	100	3	16900
5800	6100	-	A*	U53	A*	154	742.5	132	117	102	3	17800
6100	6500	-	B*	U54	B*	155	742.5	137	120	107	3	18800
6500	6900	-	C*	U55	C*	156	770	-	124	111	3	20000
6900	7400	-	D*	U56	D*	157	770	-	127	114	3	21500
7400	7900	-	E*	U57	E*	157	770	-	132	117	3	23000
7900	8400	-	F*	U58	F*	159	770	-	137	122	3	24500
8400	8900	-	G*	U59	G*	160	770	-	142	127	3	26000
8900	9400	-	H*	U60	H*	161	770	-	147	132	3	27500
9400	10000	-	I*	U61	I*	162	770	-	152	132	3	29000
10000	10700	-	J*	U62	J*		770	-	157	137	3	31000
10700	11500	-	K*	U63	K*		770	-	157	142	3	33000
11500	12400	-	L*	U64	L*		770	-	162	147	3	35500
12400	13400	-	M*	U65	M*		770	-	-	152	3	38500
13400	14600	-	N*	U66	N*		770	-	-	157	3	42000
14600	16000	-	O*	U67	O*		770	-	-	162	3	46000

AB = American Bureau
NV = Det Norske Veritas
GL = Germanischer Lloyd

USSR = USSR Register of Shipping
BV = Bureau Veritas
LR = Lloyd's Register of Shipping

STUD LINK ANCHOR CHAIN & FITTINGS

Processes of manufacture

Inserted stud, link chain. For shipping and general mooring.



GWEC integral stud link chain

Specially manufactured for permanent moorings and offshore supply vessels.

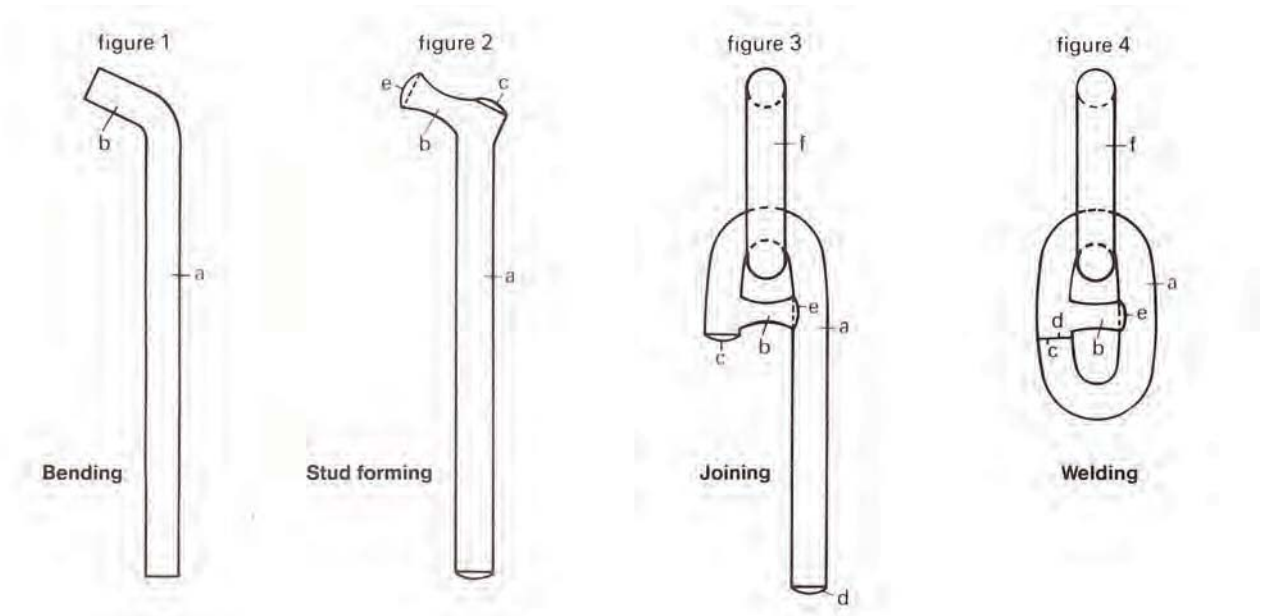

DSR MOORING ROPES

SuperMax® Rope

Maximum strength to weight ratio, and strength comparable to steel wire rope

SuperMax® is the latest development of Ultra High Molecular Weight Polyethylene(UHMWPE) fiber braided rope utilizing DSR's own rope design and manufacturing know-how's.
SuperMax® has the strongest tensile strength per weight.
SuperMax® is stronger than the wire rope of same diameter, and it weighs 1/8 of wire rope.
SuperMax® is treated with DSR's unique coating process and special heat treatment process to enhance its anti-abrasion characteristics.

- Melting point : 150℃
- Specific gravity : 0.97 (Float)
- Elongation at break : 4 ~ 5%
- Water absorption : None
- UV resistance : Good

Characteristics

- Maximum strength to weight ratio, and strength comparable to steel wire rope
- Lowest elongation
- Longer life, and easy handling
- Superior abrasion resistance
- Non-kinking, and non-rotating
- Easy to Splice

Applications

- Mooring Lines
- Anchor Lines
- Lifting Sling & Nets
- Towing Rope
- Heaving Rope
- Tug Rope

Strong, Light, Flexible

Elongation Table

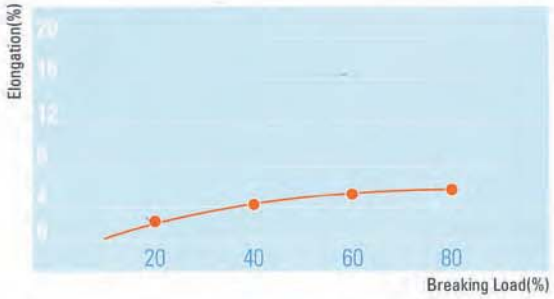

Breaking Strength

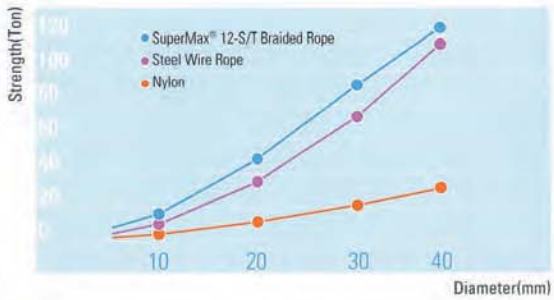

Manufactured Lifting Equipment

DSR MOORING ROPES

D|S|R

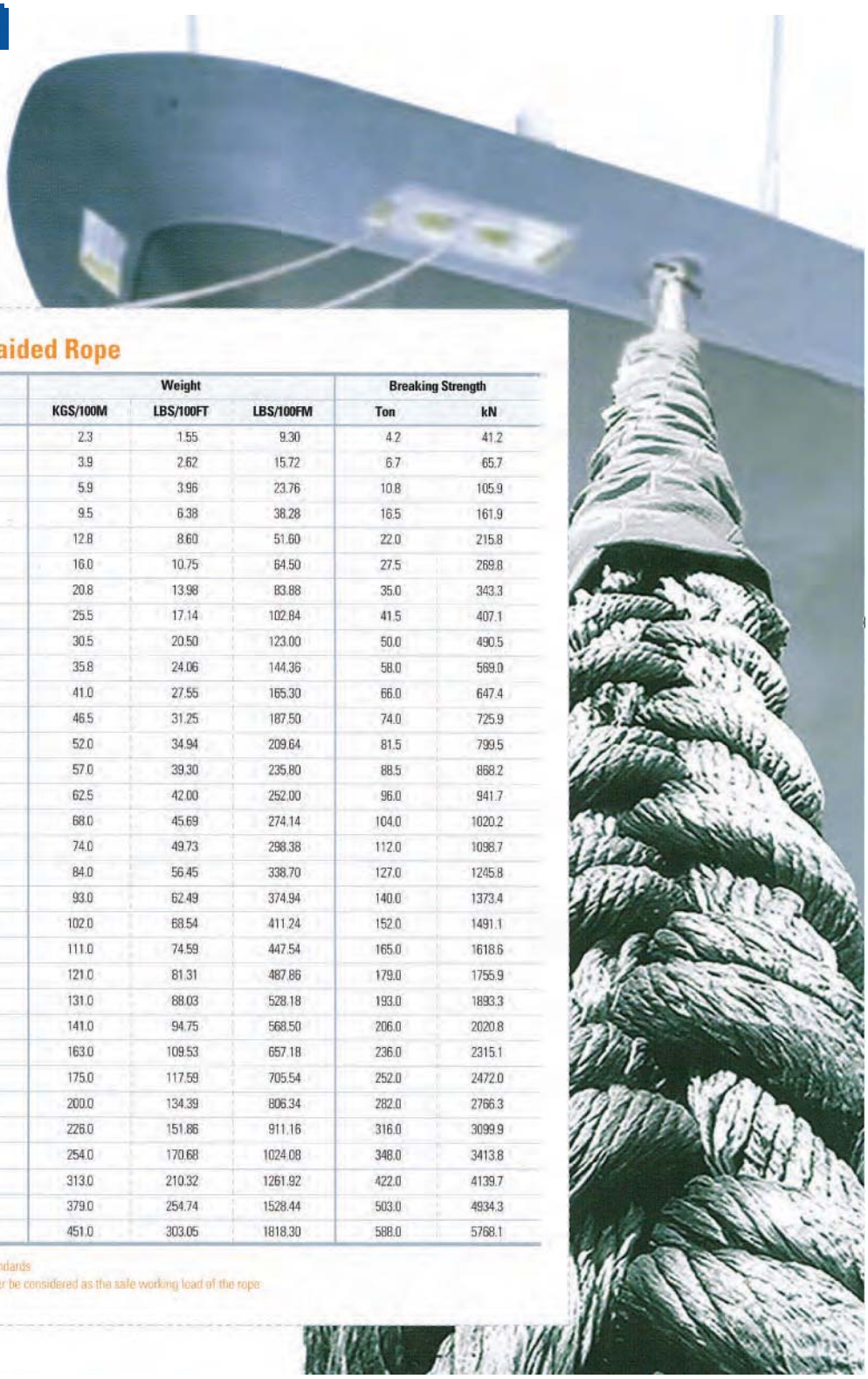

SuperMax® 12-Strand Braided Rope

DIA		CIR	Weight			Breaking Strength	
MM	INCH	INCH	KGS/100M	LBS/100FT	LBS/100FM	Ton	kN
6	1/4	3/4	2.3	1.55	9.30	4.2	41.2
8	5/16	1	3.9	2.62	15.72	6.7	65.7
10	13/32	1-1/8	5.9	3.96	23.76	10.8	105.9
12	15/32	1-1/2	9.5	6.38	38.28	16.5	161.9
14	9/16	1-3/4	12.8	8.60	51.60	22.0	215.8
16	5/8	2	16.0	10.75	64.50	27.5	269.8
18	23/32	2-1/4	20.8	13.98	83.88	35.0	343.3
20	13/16	2-1/2	25.5	17.14	102.84	41.5	407.1
22	7/8	2-3/4	30.5	20.50	123.00	50.0	490.5
24	15/16	3	35.8	24.06	144.36	58.0	569.0
26	1-1/32	3-1/4	41.0	27.55	165.30	66.0	647.4
28	1-1/8	3-1/2	46.5	31.25	187.50	74.0	725.9
30	1-3/16	3-3/4	52.0	34.94	209.64	81.5	799.5
32	1-1/4	4	57.0	39.30	235.80	88.5	868.2
34	1-11/32	4-1/4	62.5	42.00	252.00	96.0	941.7
36	1-7/16	4-1/2	68.0	45.69	274.14	104.0	1020.2
38	1-1/2	4-3/4	74.0	49.73	298.38	112.0	1098.7
40	1-19/32	5	84.0	56.45	338.70	127.0	1245.8
42	1-21/32	5-1/4	93.0	62.49	374.94	140.0	1373.4
44	1-3/4	5-1/2	102.0	68.54	411.24	152.0	1491.1
46	1-13/16	5-5/8	111.0	74.59	447.54	165.0	1618.6
48	1-7/8	6	121.0	81.31	487.86	179.0	1755.9
50	2	6-1/4	131.0	88.03	528.18	193.0	1893.3
52	2-1/16	6-1/2	141.0	94.75	568.50	206.0	2020.8
56	2-1/4	7	163.0	109.53	657.18	236.0	2315.1
60	2-3/8	7-1/2	175.0	117.59	705.54	252.0	2472.0
64	2-1/2	8	200.0	134.39	806.34	282.0	2766.3
68	2-11/16	8-1/2	226.0	151.86	911.16	316.0	3099.9
72	2-7/8	9	254.0	170.68	1024.08	348.0	3413.8
80	3-5/32	10	313.0	210.32	1261.92	422.0	4139.7
88	3-7/16	11	379.0	254.74	1528.44	503.0	4934.3
96	3-13/16	12	451.0	303.05	1818.30	588.0	5768.1

- Manufactured and tested according to ISO and BS standards
- Warning : The minimum breaking strength should never be considered as the safe working load of the rope

DSR MOORING ROPES

SuperMax® Plus Rope

Mooring Lines, Anchor Lines, Towing Rope, Tug Rope

- Material : Inside - UHMWPE Outside - Polyesterfiber
- Melting point : 150℃/265℃
- Elongation at break : 4 ~ 5%
- High strength
- Lowest elongation
- Dry & wet conditions : Wet strength equals dry strength
- Abrasion resistance : Very Good
- UV resistance : Good
- Non-rotating and anti-kinking
- Longer life and easy handling

SuperMax® Plus Rope

DIA		CIR	Weight			Breaking Strength	
MM	INCH	INCH	KGS/100M	LBS/100FT	LBS/100FM	Ton	kN
26	1-1/32	3-1/4	43.50	29.23	175.4	54.0	530.3
28	1-1/8	3-1/2	50.00	33.60	201.6	63.0	618.6
30	1-3/16	3-3/4	54.20	36.42	218.5	68.0	667.7
32	1-1/4	4	64.00	43.01	258.0	74.0	726.6
34	1-11/32	4-1/4	71.80	48.25	289.5	84.0	824.8
36	1-7/16	4-1/2	78.90	53.02	318.1	93.0	913.2
38	1-1/2	4-3/4	86.10	57.86	347.1	102.0	1,002
40	1-19/32	5	94.80	63.70	382.2	114.0	1,119
42	1-21/32	5-1/4	104.6	70.29	421.7	127.0	1,247
44	1-3/4	5-1/2	111.0	74.60	447.5	135.0	1,326
48	1-7/8	6	137.0	92.06	552.3	165.0	1,620
52	2-1/16	6-1/2	160.0	107.5	645.1	195.0	1,915
56	2-1/4	7	183.0	123.0	737.8	230.0	2,258
60	2-3/8	7-1/2	205.0	137.8	826.5	263.0	2,583
64	2-1/2	8	236.0	158.6	951.5	308.0	3,024
68	2-11/16	8-1/2	264.0	177.4	1,064	345.0	3,388
72	2-7/8	9	295.0	198.2	1,189	380.0	3,731
76	3	9-3/8	331.0	222.4	1,335	429.0	4,213
80	3-5/32	10	359.0	241.2	1,447	458.0	4,497
88	3-7/16	11	421.0	282.9	1,697	540.0	5,303
96	3-13/16	12	511.0	343.4	2,060	626.0	6,147
104	4-1/8	13	598.0	401.8	2,411	745.0	7,316
112	4-7/16	14	694.0	466.3	2,798	833.0	8,180
120	4-3/4	15	786.0	528.2	3,169	955.0	9,378

- Manufactured and tested according to ISO and BS standards
- Warning : The minimum breaking strength should never be considered as the safe working load of the rope

Manufactured Lifting Equipment

DSR MOORING ROPES

SuperMax-Flex 8-Strand Rope

DIA		CIR	Weight			Breaking Strength	
MM	INCH	INCH	KGS/100M	LBS/100FT	LBS/100FM	Ton	kN
1-5/8	40	5	90.8	61.0	366.1	65.4	641.2
1-3/4	44	5-1/2	110.0	73.9	443.5	88.0	863.3
2	48	6	133.9	90.0	539.9	110.8	1086.6
2-1/8	52	6-1/2	149.3	100.3	602.0	129.4	1269.0
2-1/4	56	7	165.0	110.9	665.3	147.6	1447.9
2-1/2	60	7-1/2	203.9	137.0	822.1	184.2	1806.6
2-5/8	64	8	225.0	151.2	907.2	203.4	1995.2

- Manufactured and tested according to ISO and BS standards
- Warning : The minimum breaking strength should never be considered as the safe working load of the rope

DSR MOORING ROPES

SuperFlex® Rope

Due to a technically reinforced composition of high tenacity Superdan and polyester yarns, Superflex has retained its superior strength. when combined with DSR's unique double construction cover yarns,
this composition provides superior abrasion resistance comparing to conventional constructed ropes. This has been verified through frequent and repeated uses in mooring applications.

- This unique composition and construction produces a rope with extreme low elongation whilst maintaining stability and safety when the rope is overloaded. In addition, Superflex retains its properties even after long periods below sea level.
- Excellent ultra - violet stabilization.
- Popular applications are mooring, towing and anchor lines

Better Abrasion Costruction

DSR Others

[Superflex 8 S/T]

- Fiber Content: Superdan and Polyester fiber
- Specific gravity: 0.99(Float)
- Melting Point: 165℃/265℃
- Elongation at break: 18~20%
- Water absorption: 0~1%

SuperFlex® 8-Strand Rope

DIA		CIR	Weight			Breaking Strength	
MM	INCH	INCH	KGS/100M	LBS/100FT	LBS/100FM	Ton	kN
24	15/16	3	33.5	22.5	135.1	12,500	122.6
28	1-1/8	3-1/2	46.0	30.9	185.5	16,600	162.8
32	1-1/4	4	59.5	40.0	239.9	21,300	208.9
36	1-7/16	4-1/2	74.2	49.9	299.2	26,500	260.0
40	1-9/16	5	91.5	61.5	368.9	32,000	313.9
44	1-3/4	5-1/2	109.0	73.2	439.5	38,000	372.8
45	1-25/32	5-5/8	114.0	76.6	459.6	40,000	392.4
48	1-7/8	6	132.0	88.7	532.2	44,000	431.6
50	2	6-1/4	143.0	96.1	576.6	48,000	470.9
52	2-1/16	6-1/2	150.0	100.8	604.8	51,000	500.3
55	2-5/32	6-7/8	172.5	115.9	695.5	57,000	559.2
56	2-1/4	7	179.0	120.3	721.7	59,000	578.8
60	2-3/8	7-1/2	200.5	134.7	808.4	67,000	657.2
64	2-1/2	8	226.0	151.9	911.2	75,000	735.7
65	2-9/16	8-1/16	233.0	156.6	939.4	77,000	755.3
68	2-11/16	8-1/2	254.0	170.7	1,024.1	84,000	824.0
70	2-3/4	8-11/16	269.0	180.8	1,084.6	89,000	873.1
72	2-7/8	9	284.0	190.8	1,145.0	94,000	922.1
75	3	9-1/4	308.0	207.0	1,241.8	102,000	1,000.6
80	3-5/32	10	349.0	234.5	1,407.1	114,000	1,118.3
85	3-3/8	10-1/2	394.0	264.8	1,588.5	129,000	1,265.5
88	3-7/16	11	420.0	282.2	1,693.4	138,000	1,353.7
90	3-9/16	11-1/8	439.5	295.3	1,772.0	144,000	1,412.6
95	3-3/4	11-3/4	490.0	329.3	1,975.6	161,000	1,579.4
96	3-13/16	12	500.0	336.0	2,015.9	163,000	1,599.0
100	3-15/16	12-3/8	539.0	362.2	2,173.2	177,000	1,736.3
104	4-1/8	13	586.0	393.8	2,362.7	192,000	1,883.5
112	4-7/16	14	674.0	452.9	2,717.5	221,000	2,167.9
120	4-3/4	15	774.0	520.1	3,120.6	253,000	2,481.9

- Manufactured and tested according to ISO and BS standards
- Warning : The minimum breaking strength should never be considered as the safe working load of the rope

Manufactured Lifting Equipment

DSR MOORING ROPES

Load-Abrasion Test

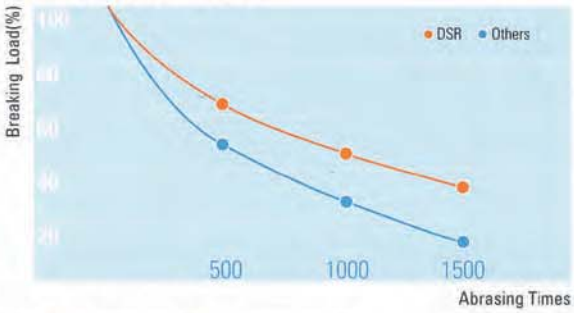

[Superflex 12 S/T]

- Fiber Content: Superdan and Polyester fiber
- Specific gravity: 0.99(Float)
- Melting Point: 165℃/265℃
- Elongation at break: 18~20%
- Water absorption: 0~1%

SuperFlex® 12-Strand Rope

DIA		CIR	Weight			Breaking Strength	
MM	INCH	INCH	KGS/100M	LBS/100FT	LBS/100FM	Ton	kN
36	1-7/16	4-1/2	74.2	49.9	299.2	27,800	272.7
40	1-9/16	5	91.5	61.5	368.9	33,600	329.6
44	1-3/4	5-1/2	109.0	73.2	439.5	40,000	392.4
48	1-7/8	6	132.0	88.7	532.2	46,200	453.2
52	2-1/16	6-1/2	150.0	100.8	604.8	53,600	525.8
56	2-1/4	7	179.0	120.3	721.7	62,000	608.2
60	2-3/8	7-1/2	200.5	134.7	808.4	70,500	691.6
64	2-1/2	8	226.0	151.9	911.2	79,000	775.0
68	2-11/16	8-1/2	254.0	170.7	1,024.1	88,500	868.2
72	2-7/8	9	284.0	190.8	1,145.0	99,000	971.2
80	3-5/32	10	349.0	234.5	1,407.1	120,000	1,177.2
88	3-7/16	11	420.0	282.2	1,693.4	145,000	1,422.4
96	3-13/16	12	500.0	336.0	2,015.9	172,000	1,687.3

- Manufactured and tested according to ISO and BS standards
- Warning : The minimum breaking strength should never be considered as the safe working load of the rope

DSR MOORING ROPES

Superdan® Rope

Stronger than PP
Cost Effective Super Strength Rope
Good Anti-abrasion
U.V Resistant

Material : High tenacity polyolefin fiber
Specific Gravity : 0,94 (Float)
Melting Point : 165℃
Water Absorption : None
UV Light resistance : Good
Abrasion Resistance : Good
Eye Splice : Good

Applications

Mooring Lines, Towing Lines, Anchor Lines

Superdan 8-Strand Rope

DIA		CIR	Weight			Breaking Strength	
MM	INCH	INCH	KGS/100M	LBS/100FT	LBS/100FM	Kg	kN
24	15/16	3	28.8	19.4	116.1	10,900	106.9
28	1-1/8	3-1/2	39.4	26.5	158.9	14,500	142.2
32	1-1/4	4	51.1	34.3	206.0	18,500	181.5
36	1-7/16	4-1/2	64.1	43.1	258.4	23,000	225.6
40	1-9/16	5	79.1	53.2	318.9	28,400	278.6
44	1-3/4	5-1/2	97.7	65.7	393.9	33,900	332.5
45	1-25/32	5-5/8	102.0	68.5	411.2	35,400	347.3
48	1-7/8	6	114.5	76.9	461.6	39,800	390.4
50	2	6-1/4	124.5	83.7	502.0	42,500	416.9
52	2-1/16	6-1/2	134.0	90.0	540.3	46,000	451.2
55	2-5/32	6-7/8	150.5	101.1	606.8	50,900	499.3
56	2-1/4	7	156.0	104.8	629.0	52,800	518.0
60	2-3/8	7-1/2	179.0	120.3	721.7	60,500	593.5
64	2-1/2	8	203.6	136.8	820.9	68,200	669.0
65	2-9/16	8-1/16	210.0	141.1	846.7	70,400	690.6
68	2-11/16	8-1/2	230.0	154.6	927.3	77,600	761.2
70	2-3/4	8-11/16	243.5	163.6	981.8	82,200	806.4
72	2-7/8	9	258.0	173.4	1,040.2	85,800	841.7
75	3	9-1/4	279.5	187.8	1,126.9	93,100	913.3
80	3-5/32	10	319.0	214.4	1,286.2	105,600	1,035.9
85	3-3/8	10-1/2	360.5	242.2	1,453.5	118,800	1,165.4
88	3-7/16	11	386.0	259.4	1,556.3	127,600	1,251.7
90	3-9/16	11-1/8	403.5	271.1	1,626.8	133,400	1,308.6
95	3-3/4	11-3/4	449.5	302.1	1,812.3	146,500	1,437.1
96	3-13/16	12	459.0	308.4	1,850.6	149,600	1,467.5
100	3-15/16	12-3/8	498.0	334.6	2,007.9	162,400	1,593.1
104	4-1/8	13	536.0	360.2	2,161.1	175,600	1,722.6
112	4-7/16	14	623.0	418.6	2,511.8	203,700	1,998.2
120	4-3/4	15	718.0	482.5	2,894.9	233,800	2,293.5

- Manufactured and tested according to ISO and BS standards
- Warning : The minimum breaking strength should never be considered as the safe working load of the rope

Manufactured Lifting Equipment

DSR MOORING ROPES

Superdan 12-Strand Rope

DIA		CIR	Weight			Breaking Strength	
MM	INCH	INCH	KGS/100M	LBS/100FT	LBS/100FM	Kg	kN
36	1-7/16	4-1/2	64.1	43.1	258.4	24,100	236.4
40	1-9/16	5	79.1	53.2	318.9	29,800	292.3
44	1-3/4	5-1/2	97.7	65.7	393.9	35,600	349.2
48	1-7/8	6	114.5	76.9	461.6	42,000	412.0
52	2-1/16	6-1/2	134.0	90.0	540.3	48,500	475.8
56	2-1/4	7	156.0	104.8	629.0	55,400	543.5
60	2-3/8	7-1/2	179.0	120.3	721.7	64,000	627.8
64	2-1/2	8	203.6	136.8	820.9	72,000	706.3
68	2-11/16	8-1/2	230.0	154.6	927.3	82,000	804.4
72	2-7/8	9	258.0	173.4	1,040.2	90,500	887.8
80	3-5/32	10	319.0	214.4	1,286.2	111,000	1,088.9
88	3-7/16	11	386.0	259.4	1,556.3	134,000	1,314.5
96	3-13/16	12	459.0	308.4	1,850.6	158,000	1,549.9

- Manufactured and tested according to ISO and BS standards
- Warning : The minimum breaking strength should never be considered as the safe working load of the rope



DSR MOORING ROPES

SuperTec® Rope

Excellent Anti-abrasion
Longer Service Life
High-Strength, Low-Elongation

Material : High tenacity polyolefin fiber
Specific Gravity : 0.94 (Float)
Melting Point : 165℃
Water Absorption : None
UV Light resistance : Good
Abrasion Resistance : Good
Eye Splice : Good

Applications

Mooring Lines, Towing Lines, Anchor Lines

SuperTec 8-Strand Rope

DIA		CIR	Weight			Breaking Strength	
MM	INCH	INCH	KGS/100M	LBS/100FT	LBS/100FM	Kg	kN
24	15/16	3	26.8	19.4	116.1	12,000	117.7
28	1-1/8	3-1/2	39.4	26.5	158.9	16,000	157.0
32	1-1/4	4	51.1	34.3	206.0	20,300	199.1
36	1-7/16	4-1/2	64.1	43.1	258.4	25,300	248.2
40	1-9/16	5	79.1	53.2	318.9	31,200	306.1
44	1-3/4	5-1/2	97.7	65.7	393.9	37,800	370.8
45	1-25/32	5-5/8	102.0	68.5	411.2	39,400	386.5
48	1-7/8	6	114.5	76.9	461.6	43,800	429.7
50	2	6-1/4	124.5	83.7	502.0	47,600	466.9
52	2-1/16	6-1/2	134.0	90.0	540.3	50,800	498.3
55	2-5/32	6-7/8	150.5	101.1	606.8	57,000	559.2
56	2-1/4	7	156.0	104.8	629.0	58,500	573.9
60	2-3/8	7-1/2	179.0	120.3	721.7	66,600	653.3
64	2-1/2	8	203.6	136.8	820.9	74,800	733.8
65	2-9/16	8-1/16	210.0	141.1	846.7	77,000	755.3
68	2-11/16	8-1/2	230.0	154.6	927.3	83,800	822.1
70	2-3/4	8-11/16	243.5	163.6	981.8	88,700	870.1
72	2-7/8	9	258.0	173.4	1,040.2	94,000	922.1
75	3	9-1/4	279.5	187.8	1,126.9	101,800	998.6
80	3-5/32	10	319.0	214.4	1,286.2	116,000	1,137.9
85	3-3/8	10-1/2	360.5	242.2	1,453.5	131,000	1,285.1
88	3-7/16	11	386.0	259.4	1,556.3	138,000	1,353.7
90	3-9/16	11-1/8	403.5	271.1	1,626.8	144,000	1,412.6
95	3-3/4	11-3/4	449.5	302.1	1,812.3	160,000	1,569.6
96	3-13/16	12	459.0	308.4	1,850.6	163,000	1,599.0
100	3-15/16	12-3/8	498.0	334.6	2,007.9	176,000	1,726.5
104	4-1/8	13	536.0	360.2	2,161.1	187,000	1,834.4
112	4-7/16	14	623.0	418.6	2,511.8	215,000	2,109.1
120	4-3/4	15	718.0	482.5	2,894.9	246,000	2,413.2

- Manufactured and tested according to ISO and BS standards
- Warning : The minimum breaking strength should never be considered as the safe working load of the rope

Manufactured Lifting Equipment

DSR MOORING ROPES

Load-Elongation

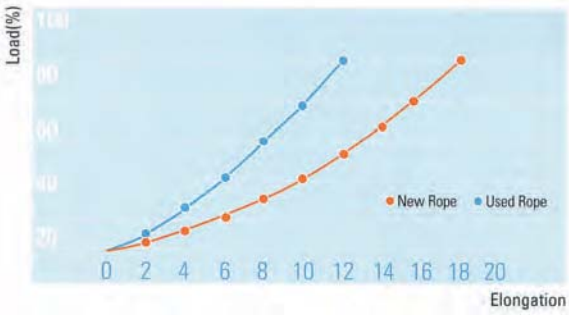

SuperTec 12-Strand Rope

DIA		CIR	Weight			Breaking Strength	
MM	INCH	INCH	KGS/100M	LBS/100FT	LBS/100FM	Kg	kN
36	1-7/16	4-1/2	64.1	43.1	258.4	26,600	260.9
40	1-9/16	5	79.1	53.2	318.9	32,700	320.8
44	1-3/4	5-1/2	97.7	65.7	393.9	39,700	389.4
48	1-7/8	6	114.5	76.9	461.6	46,000	451.2
52	2-1/16	6-1/2	134.0	90.0	540.3	53,300	522.9
56	2-1/4	7	156.0	104.8	629.0	61,500	603.3
60	2-3/8	7-1/2	179.0	120.3	721.7	70,000	686.7
64	2-1/2	8	203.6	136.8	820.9	78,600	771.0
68	2-11/16	8-1/2	230.0	154.6	927.3	88,000	863.3
72	2-7/8	9	258.0	173.4	1,040.2	98,700	968.2
80	3-5/32	10	319.0	214.4	1,286.2	121,800	1,194.8
88	3-7/16	11	386.0	259.4	1,556.3	144,900	1,421.4
96	3-13/16	12	459.0	308.4	1,850.6	171,000	1,677.5

- Manufactured and tested according to ISO and BS standards
- Warning : The minimum breaking strength should never be considered as the safe working load of the rope

Manufactured Lifting Equipment

DSR MOORING ROPES

DSR



Nylon Mooring Plus Rope

Material : High tenacity Nylon multifilament
Melting poing : 220℃
Specific Gravity : 1.14
Elongation at break : 30%
Water Absorption : 2–5%

Applications

Mooring Lines, Towing Lines, Anchor Lines

DIA		CIR	Weight			Breaking Strength	
MM	INCH	INCH	KGS/100M	LBS/100FT	LBS/100FM	Kg	kN
40	1-9/16	5	103.0	69.2	415.3	46.5	456.2
44	1-3/4	5-1/2	121.0	81.3	487.9	54.5	534.6
48	1-7/8	6	143.0	96.1	576.6	64.0	627.8
50	2	6-1/4	151.0	101.5	608.8	68.0	667.1
52	2-1/16	6-1/2	164.0	110.2	661.2	73.5	721.0
55	2-5/32	6-7/8	183.0	123.0	737.8	82.0	804.4
60	2-3/8	7-1/2	220.0	147.8	887.0	98.0	961.3
65	2-9/16	8-1/16	256.0	172.0	1,032.1	112.0	1098.7
70	2-3/4	8-11/16	298.0	200.2	1,201.5	128.0	1255.6
75	3	9-1/4	342.0	229.8	1,378.9	145.0	1422.4
80	3-5/32	10	388.5	261.1	1,566.4	164.0	1608.8
85	3-3/8	10-1/2	437.0	293.7	1,761.9	180.0	1765.7
90	3-9/16	11-1/8	490.0	329.3	1,975.6	200.0	1961.9
95	3-3/4	11-3/4	540.0	362.9	2,177.2	220.0	2158.1
100	3-15/16	12-3/8	600.0	403.2	2,419.1	245.0	2403.4

- Manufactured and tested according to ISO and BS standards
- Warning : The minimum breaking strength should never be considered as the safe working load of the rope

Manufactured Lifting Equipment

DSR MOORING ROPES

DSR

Nylon Rope

Nylon 8-Strand Rope

DIA		CIR	Weight			Breaking Strength	
MM	INCH	INCH	KGS/100M	LBS/100FT	LBS/100FM	Kg	kN
24	15/16	3	35.5	23.9	143.1	13,400	131.4
28	1-1/8	3-1/2	48.5	32.6	195.5	17,800	174.6
32	1-1/4	4	63.0	42.3	254.0	22,500	220.7
36	1-7/16	4-1/2	80.0	53.8	322.5	28,200	276.6
40	1-9/16	5	99.0	66.5	399.2	34,000	333.5
44	1-3/4	5-1/2	120.0	80.6	483.8	40,500	397.3
45	1-25/32	5-5/8	124.8	83.9	503.2	42,100	413.0
48	1-7/8	6	142.0	95.4	572.5	47,500	466.0
50	2	6-1/4	153.5	103.1	618.9	51,300	503.2
52	2-1/16	6-1/2	166.0	111.5	669.3	55,000	539.5
55	2-5/32	6-7/8	186.2	125.1	750.7	61,000	598.4
56	2-1/4	7	193.0	129.7	778.1	62,500	613.1
60	2-3/8	7-1/2	221.0	148.5	891.0	70,500	691.6
64	2-1/2	8	252.0	169.3	1,016.0	80,000	784.8
65	2-9/16	8-1/16	260.0	174.7	1,048.3	82,000	804.4
68	2-11/16	8-1/2	285.0	191.5	1,149.1	90,000	882.9
70	2-3/4	8-11/16	302.0	202.9	1,217.6	95,000	931.9
72	2-7/8	9	319.0	214.4	1,286.2	100,000	981.0
75	3	9-1/4	346.0	232.5	1,395.0	108,000	1,059.4
80	3-5/32	10	394.0	264.8	1,588.5	123,000	1,206.6
85	3-3/8	10-1/2	445.0	299.0	1,794.2	138,000	1,353.7
88	3-7/16	11	477.0	320.5	1,923.2	145,000	1,422.4
90	3-9/16	11-1/8	499.0	335.3	2,011.9	151,000	1,481.3
95	3-3/4	11-3/4	556.0	373.6	2,241.7	168,000	1,648.0
96	3-13/16	12	568.0	381.7	2,290.1	170,000	1,667.6
100	3-15/16	12-3/8	616.0	413.9	2,483.6	184,000	1,805.0
104	4-1/8	13	666.0	447.5	2,685.2	200,000	1,961.9
112	4-7/16	14	772.0	518.8	3,112.6	210,000	2,060.0
120	4-3/4	15	887.0	596.0	3,576.2	255,000	2,501.5

- Manufactured and tested according to ISO and BS standards
- Warning : The minimum breaking strength should never be considered as the safe working load of the rope

Nylon 8-Strand Rope

Fiber Content : Nylon fiber
Specific gravity : 1.14
Melting point : 220℃
Elongation at break : 45%
Water absorption : 2~5%

Nylon 12-Strand Rope

DIA		CIR	Weight			Breaking Strength	
MM	INCH	INCH	KGS/100M	LBS/100FT	LBS/100FM	Kg	kN
36	1-7/16	4-1/2	83.0	55.8	334.6	29,800	292.3
40	1-9/16	5	100.0	67.2	403.2	35,000	343.3
44	1-3/4	5-1/2	121.0	81.3	487.9	42,300	414.9
48	1-7/8	6	143.0	96.1	576.6	49,500	485.6
52	2-1/16	6-1/2	168.0	112.9	677.3	58,700	575.8
56	2-1/4	7	201.0	135.1	810.4	69,600	682.8
60	2-3/8	7-1/2	226.0	151.9	911.2	77,900	764.2
64	2-1/2	8	252.0	169.3	1,016.0	86,600	849.5
68	2-11/16	8-1/2	286.0	192.2	1,153.1	98,000	961.3
72	2-7/8	9	330.0	221.8	1,330.5	112,000	1,098.7
80	3-5/32	10	403.0	270.8	1,624.8	133,000	1,304.7
88	3-7/16	11	478.0	321.2	1,927.2	157,000	1,540.1
96	3-13/16	12	569.0	382.4	2,294.1	187,000	1,834.4

- Manufactured and tested according to ISO and BS standards
- Warning : The minimum breaking strength should never be considered as the safe working load of the rope

Nylon 12-Strand Rope

Fiber Content : Nylon fiber
Specific gravity : 1.14
Melting point : 220℃
Elongation at break : 30%
Water absorption : 2~5%

Manufactured Lifting Equipment

DSR MOORING ROPES



Double Braid Rope

Nylon Double Braid Rope

Fiber Content : Nylon fiber
Specific gravity : 1.14
Melting point : 220℃
Elongation at break : 45%
Water absorption : 2~5%

Polyester Double Braid Rope

Fiber Content : Polyester fiber
Specific gravity : 1.38
Melting point : 265℃

Nylon Double Braid Rope

DIA		CIR	Weight			BreakingStrength	
MM	INCH	INCH	KGS/100M	LBS/100FT	LBS/100FM	Kg	kN
40	1-9/16	5	110.1	74.0	443.9	40,800	400.2
44	1-3/4	5-1/2	132.6	89.1	534.6	48,900	479.7
48	1-7/8	6	157.8	106.0	636.2	57,500	564.1
52	2-1/16	6-1/2	184.8	124.2	745.1	66,500	652.3
56	2-1/4	7	214.3	144.0	864.0	76,000	745.5
60	2-3/8	7-1/2	246.0	165.3	991.8	86,500	848.5
64	2-1/2	8	279.8	188.0	1,128.1	97,600	957.4
68	2-11/16	8-1/2	316.0	212.3	1,274.1	109,600	1,075.1
72	2-7/8	9	354.2	238.0	1,428.1	122,200	1,198.7
80	3-5/32	10	437.5	294.0	1,763.9	149,600	1,467.5
84	3-1/2	10-1/2	482.8	324.4	1,946.6	164,500	1,613.7
88	3-7/16	11	529.8	356.0	2,136.1	179,900	1,764.8
96	3-13/16	12	629.5	423.0	2,538.0	209,800	2,058.1

- Manufactured and tested according to ISO and BS standards
- Warning : The minimum breaking strength should never be considered as the safe working load of the rope

Polyester Double Braid Rope

DIA		CIR	Weight			BreakingStrength	
MM	INCH	INCH	KGS/100M	LBS/100FT	LBS/100FM	Kg	kN
40	1-9/16	5	127.8	85.9	515.3	34,400	337.5
44	1-3/4	5-1/2	155.0	104.2	624.9	41,000	402.2
48	1-7/8	6	184.5	124.0	743.9	46,200	453.2
52	2-1/16	6-1/2	222.0	149.2	895.1	55,600	545.4
56	2-1/4	7	257.5	173.0	1,038.2	64,200	629.8
60	2-3/8	7-1/2	394.3	265.0	1,589.8	73,000	716.1
64	2-1/2	8	334.8	225.0	1,349.9	82,200	806.4
68	2-11/16	8-1/2	398.3	267.6	1,605.9	97,300	954.5
72	2-7/8	9	446.5	300.0	1,800.2	107,200	1,051.6
80	3-5/32	10	558.1	375.0	2,250.2	129,000	1,265.5
84	3-1/2	10-1/2	610.2	410.0	2,460.2	140,600	1,379.2
88	3-7/16	11	669.7	450.0	2,700.1	154,100	1,511.7
96	3-13/16	12	781.3	525.0	3,150.1	178,100	1,747.1

- Manufactured and tested according to ISO and BS standards
- Warning : The minimum breaking strength should never be considered as the safe working load of the rope

FIBRE & SYNTHETIC ROPES

We carry an extensive range of rope types in both reels and coils to suit all types of applications.

Rope Examples

Sisal rope

Polyethylene mono rope

Sure knot poly rope

Polyethylene Silver rope

Polypropylene film rope

Cotton rope

Poly anchor rope

Polyethylene ski braid

3 Strand Fibre Rope

- Available in sisal or manila, as well as synthetic fibres including polypropylene, nylon, polyester and polyethylene.
- For rigging, lashing and lifting applications.
- Available in many sizes.

Material	Factor
Nylon	2.25
Polyvinyl	1.25
Polyethylene	1.45
Manila	1.0
Polypropylene	1.6
Polyester	2
Silver	1.16
Sisal	1.0

Rope Dia. mm	Silver MBF kN	Sisal MBF kN	Manila MBS kN
6	3.69	2.55	2.55
8	6.10	4.73	4.73
10	9.26	6.22	6.22
12	12.4	9.36	9.36
16	20.8	17.7	17.7
20	31.0	27.9	27.9

Other sizes available on application.